



DMI

सुविद्या सुविनियोगात् सुविकासः

विकास प्रबंधन संस्थान

Development Management Institute

ANNUAL REPORT 2018-19



About Logo



The geometric approach signifies the rigour and discipline essential for any kind of development and growth. At the centre is a solid square which portrays the institute and its strong inter-linkages with the external world, as seen by the four connecting routes to the outer octagonal shape. Four honeycombed shapes surrounding the solid square represent the key stakeholders- State, Civil Society, Markets, and Community.

The leaf-like structures on all four corners signify an open book, strengthening the perception of an academic institution. The circles along with the leaves represent the blossoming of empowered graduates with an integrated learning of perspectives, operational competencies, and contextual understanding. The sharp yet dynamic form represents discipline, excellence, and mindful alertness.

Set in an earthy terracotta colour, the symbol portrays rootedness and humility with commitment to impart good education, that applied right, ushers in progressive well-being.

Empowering Grassroots

Contents

Members of DMI Society	02
Board of Governors, DMI Society	03
Origin and Mission	04
Post-Graduate Programme in Development Management	05
Competency Enhancement Programmes (CEPs)	12
Collaborative Action Research and Education (CARE) Centres	13
Second Convocation Ceremony	17
Fifth DMI Foundation Day Symposium	18
Development Practitioners' Perspective (DPP)	19
Academic Workshops, Guest Lectures, Seminars and Faculty Publications.....	20
Support from Government of Bihar	26
Governance	29
Human Resources	30
Road Ahead	32
Statutory Audit Report 2018-19	33

Members of DMI Society*

President

Shri Nitish Kumar

Hon'ble Chief Minister, Bihar

Chairman

Shri Anup Mukerji

Chairman, Board of Governors

Institutional Members

Shri Balamurugan D, IAS

CEO, BRLPS, Bihar

Smt. Shikha Srivastava, IRTS

MD, COMFED, Bihar

Dr. K P Ranjan

Director, DNS-RICM, Patna

Ex-Officio Members

The Secretary

Department of Higher Education, MHRD, GoI

Shri Atul Prasad, IAS

Additional Chief Secretary, Cooperative Dept., GoB

Shri R. K. Mahajan, IAS

Additional Chief Secretary, Education Dept., GoB

Smt. Sujata Chaturvedi, IAS

Principal Secretary, Finance Department, GoB

Shri Amrit Lal Meena, IAS

Principal Secretary, Panchayati Raj Dept., GoB

Shri Chaitanya Prasad, IAS

Principal Secretary, Urban Development Dept., GoB

Shri Arvind Kumar Chaudhary, IAS

Secretary, Rural Development Department, GoB

Dr. N Vijayalakshmi, IAS

Secretary, Animal & Fisheries Resources Dept, GoB

Shri Manish Kumar Verma, IAS

Secretary, Planning and Development Dept., GoB

Dr. M K Tiwari

Regional Officer, AICTE, Northern Region, Kanpur

Shri Sushil Kumar

Director, Higher Education, Education Dept., GoB

DMI Faculty Members

Prof. Niraj Kumar

Senior Professor and Dean, DMI, Patna

Prof. Surya Bhushan

Associate Professor, DMI, Patna

Prof. Amrita Dhiman

Assistant Professor, DMI, Patna

Dr. Hemnath Rao Hanumankar

Senior Professor and Director, DMI, Patna

* As of September 2018

Board of Governors, DMI Society*

Chairman

Shri Anup Mukerji

Members

The Secretary	Department of Higher Education, MHRD, GoI
Smt. Renana Jhabvala	Chairperson and National Coordinator, SEWA
Prof. Shekhar Chaudhuri	Director, Calcutta Business School
Dr. S. Siddharth, IAS	Principal Secretary, Finance Department, GoB
Shri Arvind Kumar Chaudhary, IAS	Secretary, Rural Development Department, GoB
Shri Balamurugan D, IAS	CEO, BRLPS, Patna, Bihar
Smt. Shikha Srivastava, IRTS	MD, COMFED, Patna, Bihar
Dr. (Prof.) Rekha Kumari	Director, Higher Education, GoB
Dr. M K Tiwari	Regional Officer, AICTE, Northern Region, Kanpur
Prof. Niraj Kumar	Senior Professor and Dean, DMI, Patna
Prof. Aditi Thakur	Assistant Professor, DMI, Patna

Member Secretary

Dr. Hemnath Rao Hanumankar Senior Professor and Director, DMI, Patna

Non-member Secretary

Shri Suman Kumar Manager- Administration, DMI, Patna

* As of March 2019

1. Origin and Mission

Development Management Institute (DMI) was set up on the February 13, 2014 pursuant to a desire of the Government of Bihar to establish a High Performing Knowledge Institution (HPKI). DMI believes that the livelihoods of small producers and marginalised people can be improved by encouraging and supporting them to form member participation based, democratically governed institutions that leverage the strengths of collectives and build enduring partnerships with professionals for reaping the benefits of technology and market integration. Inspired by and recognising the growing need for Development Management Professionals, the Government of Bihar took the initiative to establish DMI as an autonomous institution. The rationale for DMI's genesis is best captured in its mission:

“To empower and usher in participatory governance and management of institutions, enterprises and resources for enhancing livelihoods and generating sustainable development”.

DMI endeavours to empower grassroots through:

- Creation of a cadre of Development Management professionals through its Post-Graduate Diploma Programmes, Certificate Programmes and Courses, and the Fellow Programme;
- Enhancement of professional and personal competencies of Development Management Professionals through short-duration Competency Enhancement Programmes (CEPs);
- Engagement in networked trans-disciplinary Action Research, Policy Advocacy and Advisory Services through the following Collaborative Action Research and Education (CARE) centres:
 - Livelihoods and Well-being
 - Collectives and Commons
 - Leadership and Governance
- Orientation of Vision, Values and Leadership Practices towards Good Governance, by working with organisations, institutions and groups at different levels.



This report presents the efforts and achievements of DMI during the year 2018-19 towards the realisation of its mission.

2. Post-Graduate Programme in Development Management

The pioneering activity of DMI is its two-year, full time, Post-Graduate Programme in Development Management (PDM) which aims at preparing its graduates to achieve:

- Personal growth by widening perspectives through interactive learning from foundational, functional and integrative courses, enriched by experiential learning and reflective dialoguing processes; and
- Transformation into Development Management Professionals through exposure to contextual realities during Development Immersion, Enterprise Learning and Management Internship modules that involve living and working at development sites on live development problems.

The PDM curriculum is focused on imparting competencies necessary for management of resources, enterprises, institutions and interventions, in an environment of participatory governance and stakeholder accountability. The praxis-oriented interactive learning is facilitated by a faculty team of career academics, practising professionals and practitioner-turned academics endowed with domain expertise and experience.

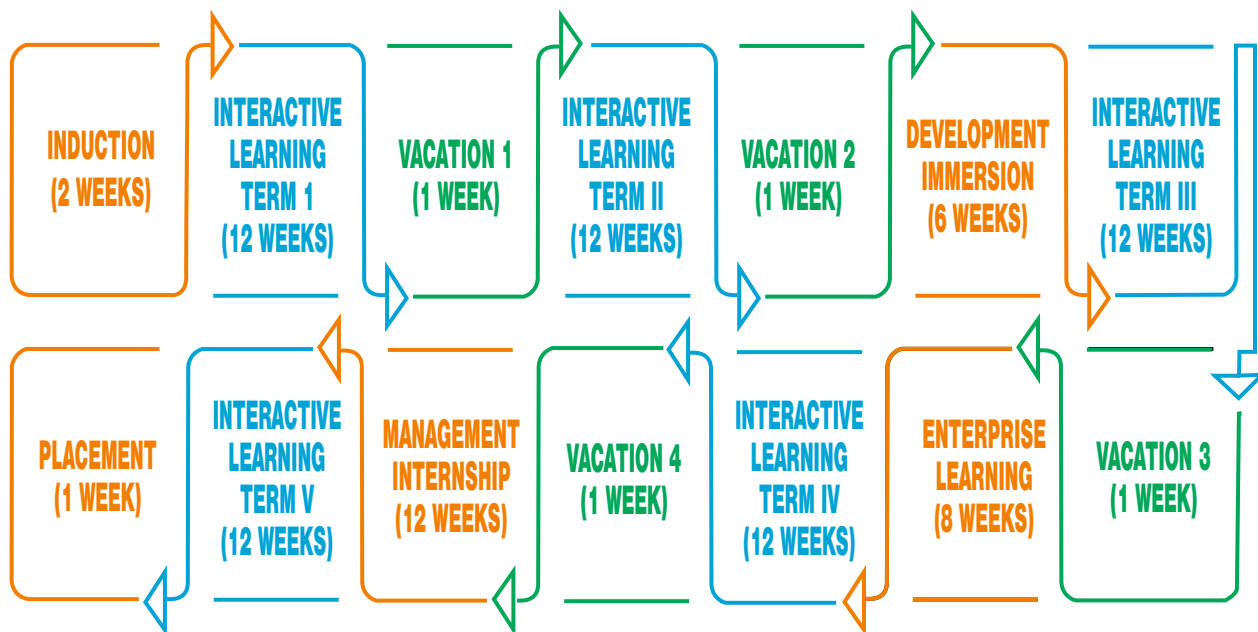


Figure 1: PDM Programme Design

Each module of the PDM programme design (**Figure 1**) was reviewed comprehensively at the ‘Curriculum Review Workshop’ organised on the 31st May, 2018 with active participation of a mix of academics and practitioners.



Figure 2: Curriculum Review Workshop

Based on the suggestions received during the workshop, the curriculum was further revised to ensure a fine blend of mutually reinforcing classroom learning and hands-on experiential learning, facilitated by a network of diverse institutional partners of DMI.

2.1 Progress of PDM (2018-19)

2.1.1 PDM 2016-18 Batch

All twenty four PDM participants of the third batch were placed with reputed organisations, keeping up the record of 100 percent placements. Diverse development institutions and agencies including Syngenta Foundation, Bihar Rural Livelihood Promotion Society (BRLPS), Jharkhand Livelihoods Promotion Society (JSLPS), the Aga Khan Rural Support Programme (AKRSP), Technoserve, Self-Reliant Initiatives through Joint Action (SRIJAN), Saathi Samaj Seva Sanstha (SAATHI), Bihar State Milk Co-operative Federation Ltd. (COMFED), Quest Alliance, Taru Consultancy, Satin Credit, Samasta Microfinance, Maahi Milk Producer Company Limited (MAAHI Dairy) and the IPAS Development Foundation visited DMI for placements. Towards the close of the placement session, it became obvious that the 'brand DMI' was gaining visibility among potential employers in the development sector.

2.1.2 PDM 2017-19 Batch

During the year under review, twenty-two participants of PDM 2017-19 batch completed their fourth and fifth Interactive Learning Terms and their Enterprise Learning and Management Internship modules with different organisations.

Enterprise Learning (EL) : As a part of their eight-week long EL module, they were attached to the following organisations during the period May 14, 2018 -July 07, 2018:

#	Host Organisations
1	Amalsad Vibhag Vividh Karyakari Sahakari Khedut Mandali Ltd., Gujarat
2	Vasundhara Agri-Horti Producer Co. Ltd (VAPCOL), Gujarat
3	URMUL Trust, Bajju, Rajasthan
4	Jharkhand Milk Federation (JMF), Jharkhand
5	Paayas Milk Producer Company Limited, Rajasthan
6	Mulkanoor Women's Cooperative Dairy, Telangana
7	Jharkhand Poultry (Gumla Poultry Cooperatives), Jharkhand
8	Jharkhand Poultry (Torpa Grameen Poultry Cooperative Society Ltd.), Jharkhand

Management Internship (MI): The participants pursued their twelve-week long MI module with a different mix of organisations during the period October 08, 2018-December 29, 2018. The list of the host organisations for MI and the project themes are as follows:

Organisations	Project Title
TechnoServe, Bihar	To study the scope of potato contract farming and potato seed production
	To map the turmeric value chain in Samastipur
	Value chain study of vegetables for farmer producers' company (FPC)
IFMR, Odisha	Study of rural lending business
IPE Global, Bihar	Understanding the role of ITI for women employment in formal sector
	To understand citizen-centric governance systems with reference to the Bihar Public Grievance Redressal Act 2015

Organisations	Project Title
GCMMF, Bihar	To study the effectiveness and efficiency of refrigerated dairy products
	Evaluation of the effectiveness and efficiency of frozen products' distribution in Patna
Reliance Foundation, Maharashtra	Impact assessment of guava orchards on farmers' income
	Study of the impact of RF's interventions on the life of farmers in the Jamwa-Ramgarh cluster
Jeevika, Bihar	To understand the contribution of JEEViKA's community platforms in improving rural sanitation
	To understand the effectiveness of JEEViKA led complementary feeding campaign in improving the nutrition practices among infants
JSLPS, Jharkhand	To study the existing market channel for vegetables in Ranchi
	To evaluate the success and failure of micro-drip irrigation (MDI)
Samunnati Financial, Telangana	Study on Agri-value chain financing
Satin Creditcare, Bihar	Study of customer satisfaction levels with respect to cashless disbursement

2.1.3 PDM 2018-20 Batch

The PDM 2018-20 batch commenced the academic session with a batch size of 54 against the AICTE approved strength of 60. Following some dropouts for various reasons, the current batch size stands at 46. The batch was enrolled through a three-stage selection process comprising AICTE - approved Management Admission Tests, viz. CAT, XAT, GMAT, MAT and CMAT, Group Exercise and Personal Interview.

A summary of the educational background and gender ratio of the participants is given below:

Educational Background	B.Tech.	B.Com.	BBM	BCA	BBA	B.Sc.	B.A.	LLB	B.E.
Total No. of Participants	11	7	3	6	9	3	4	1	2

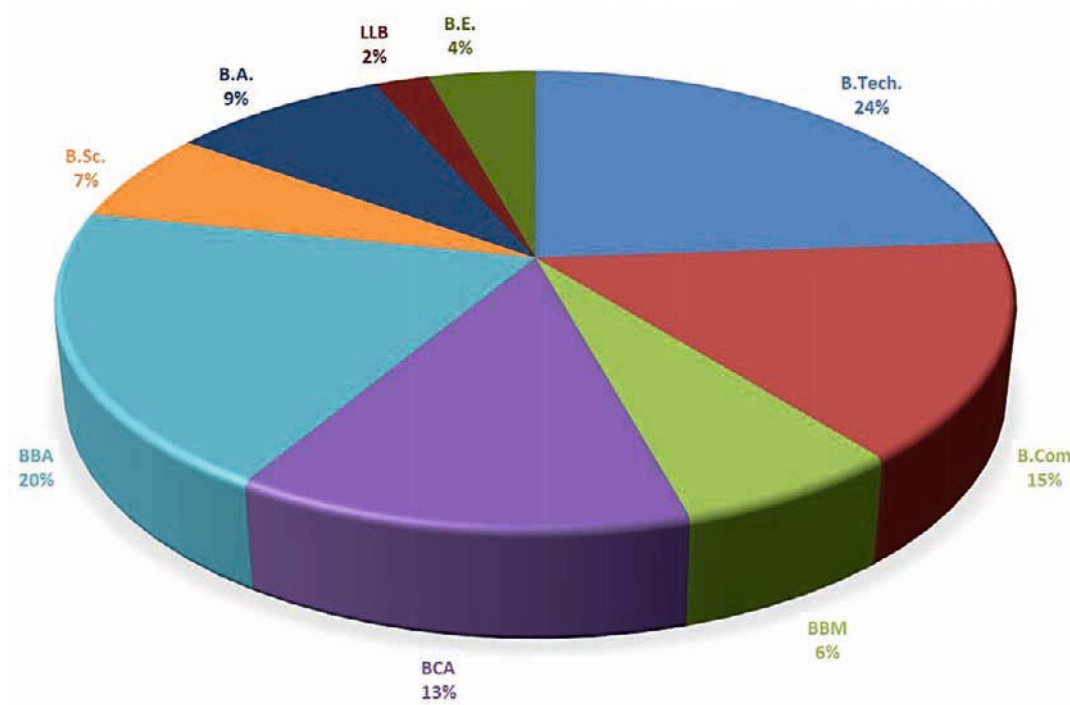
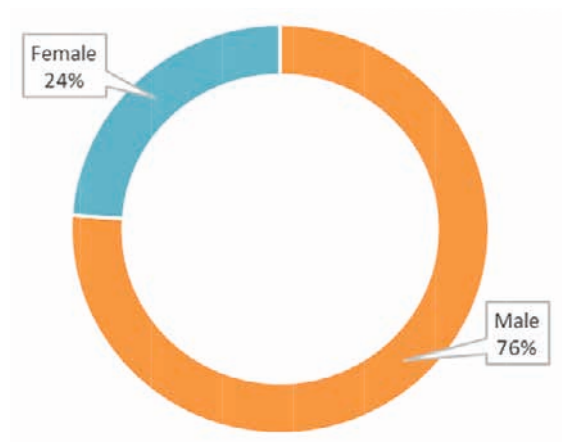


Figure 3: Undergraduate Profile of PDM 2018-20 Batch



Gender	Total No. of Participants
Male	35
Female	11
Grand Total	46

Figure 4: Gender Ratio of PDM 2018-20 Batch

During the year under review, the participants completed their preparatory remedials, induction programme, three Interactive Learning terms and Development Immersion.



Figure 5: Visit to AKRSP (I), Muzaffarpur during Induction Phase

Development Immersion (DI): The participants of the PDM05 (2018-20) were attached to different development organisations for their six-week long DI during the period December 31, 2018- February 09, 2019, as listed below:

Host Organisations for DI	
• Action Aid, Alipurduar, West Bengal	• MPSRLM, Madhya Pradesh
• AKRSP, Samastipur, Bihar	• PEDO, Dungarpur, Rajasthan
• Better World Foundation, Jamui, Bihar	• Reliance Foundation, Jharkhand
• CARD, Ujjain, MP	• Srijan, Tikamgarh, Madhya Pradesh
• IBTADA, Alwar, Rajasthan	• Tata Steel, Sukinda, Odisha
• JEEViKA, Bihar	• TERI, Purnia, Bihar
• Kshamta Foundation, Rourkela, Odisha	• UPSRLM, Lucknow, Uttar Pradesh
• Pradan, Madhya Pradesh, Chhattisgarh & Jharkhand	

2.1.4 Internship of UEL Participants

Three girl students from the University of East London (UEL), pursuing their Master's course in Development and NGO Management, interned for 2 weeks at DMI from 16th January to 31st January, 2019. The UEL students were exposed to the functioning of various Development Institutions in Bihar including the BRLPS (JEEViKA), COMFED, BPSMS and some reputed NGOs active in the livelihoods space. The team also visited the action research projects being implemented by DMI in Amrakh and Bhitiharwa. Besides attending a few classroom learning sessions with the senior batch of PDM participants, the UEL students interacted with the faculty team of DMI.



Figure 6: UEL Participants

The visiting students in their feedback to the UEL, opined that, “this visit enriched us on many levels. We did not only learn a lot about development interventions, how important adaptive management is and how to engage the villagers so that they own the projects that are being implemented. We also learned a lot about the Indian culture, about different ways of teaching and learning and to see aspects of the world we live in from a different perspective.”

3. Competency Enhancement Programmes (CEPs)

The year 2018-19 has been very promising for the CEP activities of the Institute as many new programmes were offered including a 8 week long duration programme on Agri-Clinics and Agri-Business Centres (AC&ABC), sponsored by the Government of India in Ministry of Agriculture and Farmers Welfare and the MANAGE. Similarly, a customised programme on 'Personal Effectiveness' was delivered for Personal Secretaries to the Principal Secretaries of Government of Bihar. The Institute could generate a revenue of close to Rs. 1.00 crore from the CEP programmes delivered during the year.

The list of CEP's delivered by DMI during the year is given below:

#	Title of the CEP	Client/ Partner Organization	No. of Batches	Duration	Total Number of Participants
1	CEPs under Chief Minister SC/ST Entrepreneurship Development Scheme	Department of Industries, Govt. of Bihar	9	15 Days	342
2	Training Needs Assessment (TNA) of Block Development Officers (BDO) of GoB	Rural Development Department, GoB	1	1 Day	13
3	CEPs for the Child Protection Functionaries of Social Welfare Department	Department of Social Welfare, GoB and UNICEF	12	2 Days	558
4	CEP for the Data Operators/Call Centre Operators working for Child Protection	Department of Social Welfare, GoB and UNICEF	1	1 Day	42
5	Agri Clinics and Agri-Business Centers (AC & ABC) Training Programme	Ministry of Agriculture and Farmers Welfare, GoI and MANAGE, Hyderabad	1	2 Months	14
6	Personal Effectiveness for the Personnel/Officers of Bihar Secretariat Stenographer Services Cadre	General Administration Department, GoB	1	2 Days	33
7	Training of the Functionaries of Social Welfare Department	Department of Social Welfare, GoB	1	2 Days	115
8	Project Lifecycle Management and Leadership	AKRSP (I)	1	3 Days	30

4. Collaborative Action Research and Education (CARE) Centres

4.1 MANAGE - DMI Collaboration

The programme on agripreneurship development under the Centrally Sponsored Scheme of the Government of India (GoI) in the Ministry of Agriculture, Co-operation and Farmers' Welfare (MoA&FW) for promoting Agri-clinics and Agribusiness Centres (AC&ABCs) was designed and delivered in collaboration with the National Institute of Agriculture Extension Management (MANAGE). This was an opportunity for DMI to demonstrate that it could organise a eight week long training session with diverse learning inputs from resource persons drawn from industry, academia, NGOs, BRLPS, the National Agriculture Research System (NARS) and central institutions like NABARD, public sector banks and others.



Figure 7: Field Visit of AC&ABC Participants to DRPCA, Pusa

4.2 NIRD&PR - DMI Collaboration

NIRD&PR and DMI with other partner institutions initiated a pan India study, titled "Participatory Assessment of One Decade of Mahatma Gandhi National Rural Employment Guarantee Programme and Way Forward". The consortium of institutions identified by NIRD&PR included the Council for Social Development, New Delhi; IIT, Kharagpur; AN Sinha Institute of Social Sciences, Patna; IIM Kashipur; Gujarat Institute of Development Research, Ahmedabad; ISEC, Bangalore and CESS, Hyderabad. The DMI Team completed the study in Chhattisgarh and the final report has been submitted to NIRD&PR.



Figure 8: MGNREGA Study in Chhattisgarh

4.3 End Term Evaluation for AKRSP (I)

An end-term evaluation study of the “Multi-Input Area Development Project” implemented by the Aga Khan Rural Support Programme India [AKRSP (I)] in Muzaffarpur district of Bihar was carried out and successfully completed in April, 2018. The AKRSP project had been sponsored for three years by Messrs. John Deere (I) Ltd., as part of the latter’s corporate social responsibility.



Figure 9: Focus group discussion with community during AKRSP (I) study

4.4 Studies for UD & HD, GoB



Figure 10: MoU Signing Ceremony between DMI and UD&HD, GoB

The DMI has signed a MoU with the Urban Development and Housing Department of the Govt. of Bihar to serve as a knowledge partner. As part of this partnership, a study is being carried out by DMI to identify and evaluate criteria adopted by different states for classification of transitional areas into Nagar Panchayats. Another study for the Department on Mayoral elections is also in progress.

4.5 Collaboration with DoE, GoB for Action Research on Re-imagining Basic Education

DMI’s Project for ‘Re-imagining Basic Education’ by nurturing a cluster of thirteen schools and one KGBV in Gaunaha Block of the West Champaran District was formally inaugurated by the Hon’ble Chief Minister of Bihar on the 2nd October, 2018 from the Bapu Sabhagar, Patna by video link, at an event organised to commemorate Mahatma Gandhi’s 150th Birth Anniversary. The project cluster includes the Buniyadi Vidyalaya in Bhitiharwa, founded by Mahatma Gandhi himself with Smt. Kasturba Gandhi among the volunteers. The Pratham Education Foundation is the implementation partner in the project led by DMI. A project review meeting was held on the 31st October, 2018 to discuss and clarify the project deliverables and actions needed for smooth implementation of the project. The meeting was attended by the Chairman, BoG, DMI; Advisor to Hon’ble Chief Minister; Principal Secretary (Education); Secretary (RDD) and other senior officers of the

Department of Education in the GoB and the DMI team. The project has since made considerable progress in the short period between October, 2018 and March, 2019, as reported below:



Figure 11: DMI engaging with students at Buniyadi Vidyalaya in Bhitiharwa, West Champaran district

- A baseline survey was completed by the Pratham team to understand the levels of learning and academic orientation of children in 13 villages of the cluster, before the project launch.
- Numerous activities such as skill building workshops, digital learning, sports, health and hygiene related sessions, reading sessions, library sessions, remedial classes etc. have been initiated in the cluster of schools and the KGBV.
- A team consisting of representatives from DMI and Pratham visited two model institutions practising Nai Talim viz. Anand Niketan, Sewagram, Wardha and Gujarat Vidyapith, Ahmedabad, during September 25 – 27, 2018 to learn from their experiences.
- A series of training programmes have been organised by DMI and Pratham to strengthen the pedagogical skills of the teachers.

- A mid-line survey has been completed by Pratham in March 2019, to assess the actual improvements over the baseline and for further planning to enhance the students' learning levels. The findings have been quite encouraging in terms of learning outcomes.
- Sporting activities have had a positive impact on the students. Five students of Buniyadi Vidyalaya, Bhitiharwa have been selected by the Eklavya Residential School for two sports viz. kabaddi and weight-lifting. This is for the first time in the history of West Champaran district that so many students have made it to the Eklavya league. West Champaran helped in retaining children on the school premises for the full school working hours.

- DMI has contributed to up gradation of library facilities, sporting equipment, installation of sewing machines, computers, furniture for classrooms, agriculture tools and different types of learning materials.

4.6 Action Research for Empowering Gram Panchayat

To better understand the imperatives of empowering grassroots which is at the heart of DMI's mission, the Amrakh Gram Panchayat (GP) in Kurhani block in Muzaffarpur district of Bihar has been adopted. The objective is to handhold the GP and strengthen the ward sabhas and gram sabha through participatory processes to make way for an effective system of local self-governance. An integrated approach to the rounded development of the gram panchayat is in progress through facilitation of on-farm and non-farm livelihood interventions; sustainable farming systems, improvements in physical and social infrastructure and above all capacitating the local leadership to effectively implement various government schemes and programmes. DMI proposes to forge partnerships with diverse Non-Government Organisations and the Government of Bihar with accompanying action research to develop an academic framework of managing grassroots level change in Panchayati Raj.

Baseline data on all households of the GP was collected and numerous activities were initiated. A 'Swacchatha' drive was held on the 11th September, 2018, primarily to raise awareness levels on hygiene and sanitation. The event resulted in voluntary encroachment removal with community participation to release land belonging to the GP from the possession of encroachers. As advised in the meeting of the DMI Society held on the 24th September, 2018, by the Hon'ble Chief Minister and President, DMIS, one more GP namely Rukhai in Nalanda district of South Bihar has been selected to facilitate comparative research across both GPs. A baseline study for Rukhai is being planned.



Figure 12: DMI Team at Amrakh Gram Panchayat (GP) in Kurhani block in Muzaffarpur district

5. Second Convocation Ceremony

The Second Convocation Ceremony of DMI was held on the 18 April, 2018 at Adiveshan Bhawan, Patna to award Diplomas to 24 participants of the PDM course who graduated in 2017-18. The Hon'ble Chief Minister of Bihar, Shri Nitish Kumar ji graced the occasion as the Chief Guest and Dr. Madhav Chavan, Founder, Pratham Education Trust participated as the Guest of Honour. Shri Anup Mukerji, Chairman, Board of Governors presided over the ceremony and Shri Arvind Kumar Chaudhary, Secretary (RDD), GoB reflected on the genesis and growth of DMI. The Acting Director presented the progress report while the Dean presented the graduands for award of Diplomas.

Shri Anup Mukerji welcomed the Chief Guest and stated that, "We are indeed fortunate to have a statesman with vision, deep understanding of society and politics, an indefatigable workhorse, a practitioner of Gandhiji's concept of trusteeship and one who restored the pride of the citizens of Bihar as the President of DMI Society and as Chief Guest on this auspicious occasion". Shri Mukerji also welcomed Dr. Madhav Chavan, Guest of Honour and recalled that, "Recognising the crucial importance of education for development, Dr. Chavan gave up his university teaching career to take on the challenge of promoting education among children in the slums of Mumbai by organising the Pratham Education Foundation with his like-minded colleagues".




Figure 13: President, DMIS and Hon'ble CM at the Second Convocation Ceremony of DMI

The Convocation Ceremony was also attended by Prof. Tushaar Shah, Prof. Trilochan Sastry and Shri. D. Balamurugan, Members of DMI's Board of Governors; the Chief Secretary to the Government of Bihar; senior civil servants, academics, development professionals, media representatives, participants' parents, DMI alumni and invited guests from different walks of the development sector. The graduating participants were presented angavastram by the Guest of Honour; Diplomas by the Chief Guest and Mementos by the Chairman, BoG, DMI. Both regional and national media provided extensive coverage of the Convocation Ceremony.

6. Fifth DMI Foundation Day Symposium

The Fifth Foundation Day Symposium of the DMI was organized on the February 13-14, 2019 at the Bihar Museum Auditorium, Patna. “Women as Agents of Change for Development” was chosen as the theme of the Symposium. PadmaShri Ms. Renana Jhabvala, Chairperson, SEWA was the Chief Guest at the inaugural session, presided over by Shri Anup Mukerji, Chairman, BoG, DMIS. Attended by around 200 delegates including development academics, development professionals, faculty and PDM participants of DMI, the symposium deliberated around four sub-themes spread across four technical sessions, excluding the inaugural session.



The sub-themes were:

- Women in Governance and Leadership (Session Chair: Prof. Shantha Sinha)
- Healthcare and Sanitation (Session Chair: Ms. Rekha Masilamani)
- Financial Inclusion (Session Chair: Prof. Tara Nair)
- Sustainable Livelihoods (Session Chair: Mr. Manas Satpathy).

The valedictory address was delivered by Ms. Kalpana Pant, Director, Chaitanya. The spirit of the discussion in all the four technical sessions of the symposium revolved around the challenges and issues involved in grooming a generation of women leaders who can pave the way for change towards achieving UN’s Sustainable Development Goals.



Figure 14: Inaugural of DMI’s Fifth Foundation Day Symposium at Bihar Museum

7. Development Practitioners' Perspective (DPP)

The First Development Practitioners' Perspective (DPP) week was planned, conceptualized and organised from 07-12 January, 2019 before commencement of the On-campus Placements Week for PDM participants of 2017-19 batch. The event was primarily aimed at bringing the graduating participants up to date with current concepts, trends and best practices in the development sector while also preparing them for placement interviews. Some of India's leading development professionals, practitioners and social entrepreneurs who have spent decades in promoting enterprises for empowering the poor and deprived by living and working among communities, were invited to share their experiences and perspectives on development, to serve as a source of inspiration for the PDM participants. DPP enabled the participants to interact with leaders in the development sector and social change makers and assess the world of opportunities around them in a spirit of enquiry and introspection. The question and answer sessions during the DPP were very animated with DMI participants seeking to clarify their many doubts from experienced practitioners.



Figure 15: Development Practitioners' Perspective

During the weeklong event, 18 CEOs and senior representatives of SRLMs, NGOs, CSR Foundations, MFIs and Trusts such as PRADAN, Tata Trusts, Tata Steel - CSR, BRLPS - JEEViKA, PCI Global, Reliance Foundation, AMUL, Srijan, etc. were invited. Closely following the DPP, a Development Management Readiness Week was planned for the first week of April 2019 to serve as a finishing school for the graduating participants.

8. Academic Workshops, Guest Lectures, Seminars and Faculty Publications

The faculty publications and their participation in academic events, workshops and seminars are presented in the following table:

FACULTY PUBLICATIONS/ RESEARCH PRESENTATIONS			
Activity	Date	Details	Faculty
Strategies for Improving Cyber Resilience of Data-Intensive Business Information Systems	27 July, 2018	Published as a book chapter in Handbook of e-Business Security, a Taylor & Francis Group Publication	Unny R Balakrishnan, Gaurav Mishra, Nityesh Bhatt
Internet of Things (IoT) Deployment in Wearable Healthcare: A Sociotechno Evaluation	27 July, 2018	Published as a book chapter in Handbook of e-Business Security, a Taylor & Francis Group Publication	Gaurav Mishra, Balakrishnan Unny, Nityesh Bhatt
'We Were, Are, and Will Remain Discriminated Against' Status of Transgender Persons in Odisha	25 August, 2018	Economic And Political Weekly (EPW) under the Perspective Section	Niraj Kumar
Sources of Productivity Growth and Livelihoods Resilience in Bihar in the Recent Decade: A District Level Non-parametric Analysis	February, 2019	Published as book chapter in Springer Nature as part of a Book Series: The Anthropocene: Politik - Economics - Society - Science (APESS) edited by Hans Gunter Brauch	Surya Bhushan
Understanding Livelihood Diversification: A Case of Mushroom Farming in Bihar	February, 2019	Published as book chapter in Springer Nature as part of a Book Series: The Anthropocene: Politik - Economics - Society - Science (APESS) edited by Hans Gunter Brauch	Surya Bhushan, Piyush Kr. Singh, Sridhar Telidevara, Santosh Kumar

FACULTY PUBLICATIONS/ RESEARCH PRESENTATIONS

Activity	Date	Details	Faculty
Strategy Driven Institutional Convergence: A Policy Vista for Integrated Agriculture Development	February, 2019	Published as book chapter in Springer Nature as part of a Book Series: The Anthropocene: Politik - Economics - Society - Science (APESS) edited by Hans Gunter Brauch	Hemnath Rao H
Peoples' Power and Processes in Ushering Changes: Cases from Bihar	February, 2019	Published as book chapter in Springer Nature as part of a Book Series: The Anthropocene: Politik - Economics - Society - Science (APESS) edited by Hans Gunter Brauch	G Krishnamurthi, Jaya Kritika Ojha, Amrita Dhiman
Ecological perspective on ICT and education: The case of i-Saksham in Bihar, India	March, 2019	Accepted for paper presentation at the Americas Conference on Information Systems (AMCIS), 2019	Gaurav Mishra

WORKSHOPS/ CONFERENCES/ SEMINARS ATTENDED

Activity	Date	Details	Participation
Pathways towards Prosperity	21 April, 2018	An Interactive session at College of Commerce, Arts, and Science, Patna University	Surya Bhushan
Knowledge Partnership with Urban Development and Housing Department, Government of Bihar (GoB)	23 April, 2018	Departmental Conference with Sri Chaitanya Prasad, Principal Secretary, Urban Development and Housing Department, GoB at Vikas Bhawan, Patna	Hemnath Rao H, Surya Bhushan

WORKSHOPS/ CONFERENCES/ SEMINARS ATTENDED

Activity	Date	Details	Participation
Unleashing Bihar's Agriculture Potential: Sources and Drivers of Agriculture Growth	27 April, 2018	ICRIER and Agriculture Department, GoB.	Hemnath Rao H, Amrita Dhiman, Surya Bhushan
Floods and Droughts in Bihar	03 May, 2018	Dialogue at DMI in collaboration with Action Media	Surya Bhushan
Transforming Agriculture Extension Systems for Achieving SDGs	10-11 May, 2018	PRDIS and Peradeniya University, Sri Lanka	Hemnath Rao H
Knowledge Partnership with Bihar Prashasnik Sudhar Mission Society (BPSMS), GoB	24 May, 2018	BPSMS, Patna	Hemnath Rao H, Surya Bhushan, Aditi Thakur, Geetika Varshneya, Amrita Dhiman
Stakeholder Consultation for scoping ADRI Action Plan	25 May, 2018	Asian Development Research Institute (ADRI), Patna	Surya Bhushan
MoU signing with BPSMS in the presence of the Hon'ble CM of Bihar	05 June, 2018	BPSMS, Patna	Hemnath Rao H, Suman Kumar, Subodh Kumar
Research Colloquium	12 September, 2018	'Agri-Value Chains: The Coffee Case'	P.G. Chengappa, Former VC, UAS, Hebbal
Research Insights with PDM05 Batch	24 October, 2018	'Insights from NAFIS Survey on Farmers' Income'	Surya Bhushan
Research Colloquium	26 October, 2018	'Experiences with International Development Research'	Meera Tiwari and Sussanah Saqa, UEL, London

WORKSHOPS / CONFERENCES / SEMINARS ATTENDED

Activity	Date	Details	Participation
Research Colloquium	10 December, 2018	The Science of Fighting Poverty: Learnings from the Jameel Poverty Action Lab	Prof. Abhijit Vinayak Banerjee, MIT (USA)/ J-PAL
Policy Analysis and Programme Evaluation Course	02 – 19 July, 2018	Organized by Grassroots Research and Advocacy Movement (GRAAM) at ISEC, Bangalore	Amrita Dhiman
One decade of MGNREGS Study	19 July, 2018	One day workshop at NIRD&PR	Geetika Varshneya
Regional Workshop on Policy Approach on the Coordination of Agriculture Sector and MGNREGS for Higher Income of Farmers	11 August, 2018	Interventions of MGNREGS for Reduction in Agrarian Distress and Creation of Livelihood - Expert Panel Member	Amrita Dhiman, Surya Bhushan
Capacity Building of Grass-root Level Volunteers	24 August, 2018	Resource support on Panchayati Raj System - Issues and Challenges-organised by ADR & Election Watch	Amrita Dhiman
Workshop on 'Bachhe Kaise Sikhate hain' by Shri. Arvind Gupta	07 October, 2018	One-day workshop organised by Takshila Foundation, Patna	Aditi Thakur
IGC International Conference on Public Finance: Theory, Practice and Challenges	07 – 08 December, 2018	Hotel Maurya, Patna	Hemnath Rao H, Surya Bhushan
State Level Conference on Agri-Clinics and Agri-Business Centres by NABARD	20 December, 2018	NABARD, Patna	Amrita Dhiman

WORKSHOPS/ CONFERENCES/ SEMINARS ATTENDED

Activity	Date	Details	Participation
Panchayat: A Step Ahead	28 December, 2018	BGSYS (3 days training programme for mukhiyas from 12 project districts of BGSYS)	Amrita Dhiman
Roundtable on Women's Safety & Mobility: Impact on Economic Participation	11 January, 2019	Centre for Catalysing Change and WDC, Bihar	Amrita Dhiman
National Seminar on "Excellence in Higher Education: Emerging Concerns and the Road Ahead"	09 February, 2019	Delivered the Special Guest Address at Patna Women's College on 'Governance and Leadership for Academic Excellence'	Hemnath Rao H
Circular Economy: Productivity & Sustainability	15 February, 2019	Presented a talk at Patna Dairy for Bihar Productivity Council	Surya Bhushan
"Building Evidence in Agriculture" Reviewing Data Systems and the Way Forward	15 February, 2019	IGC, IASRI, New Delhi & ADRI	Amrita Dhiman
Research Colloquium on Urban Poverty	28 March, 2019	Prof. Allen Brimicombe and Prof. Meera Tewary shared their ongoing research on urban poverty in select boroughs around London	DMI Faculty Team
Workshop on Ethics and Values	30 March, 2019	The 'Caux Initiatives in Business' (CIB) team comprising Dr. Amit Mukherjee and Mr. Dilip Patel delivered a half-day workshop	DMI Faculty and both batches of PDM Participants

INVITED/ GUEST LECTURES

Activity	Date	Details	Participation
Re-imagining Leadership	12 April, 2018	Invited lecture at SYNERGY 2018 (Synchrony Finance) in HICC, Hyderabad	Hemnath Rao H
Agritex: International Conference on Agribusiness Innovation	04 October, 2018	Presentation on 'Developing an Innovation Ecosystem'	Hemnath Rao H
Gandhian Values and Contemporary Relevance	09 October, 2018	Panel Discussion at Patna Commerce College, Patliputra University	Hemnath Rao H
World Food Day organised by Bihar Productivity Council	16 October, 2018	Presentation on Food Security Scenario	Niraj Kumar
Workshop on Gender and Development	05 December, 2018	Presentation by Prof. Priyadarshini Trivedi, Patna University and Ms. Suhasini Rao, Director, (Products & Operations) at Cube Roots Advisory Pvt.Ltd.	DMI Team
Circular Economy: Productivity & Sustainability by Bihar Productivity Council	15 February, 2019	Presentation by Prof. Surya Bhushan, Prof. Rakesh Saxena, Mr. Aviral Pandey, Mr. Janardanjee	DMI Team

9. Support from Government of Bihar

9.1 Corpus Support

The GoB has released a cumulative amount of Rs. 224.34 Crores till date including an amount of Rs. 100.25 crores in August, 2018, against the sanctioned amount of Rs. 316 Crores as per Sankalp No. सं. प्रा. वि.- 6 (SGSY/NRLM)-41/2013 -177366.

The release of funds and balances under relevant heads during the period 2018-19 are presented in the table below:

2018-19 (Figures in ₹)				
Budget Heads	Balance 01.04.2018	Grant Received	Utilized	Balance 31.03.2019
	(A)	(B)	(C)	(D= A + B - C)
Salaries, Allowances, Benefits	6,027,930	52,500,000	37,658,987	20,868,943
	2,557,364*	1,430,562*		3,987,926*
Acquisition of Assets	-249,860,487**	450,000,000	3,142,815	196,996,698
	2,814,009*	8,470,668*		11,284,677*
Other than Salaries Assets	2,778,217	500,000,000	355,246,784	147,531,433
Total	(241,054,340)	1,002,500,000	396,048,586	365,397,074
	5,371,373*	9,901,230*		15,272,603*
Status of DMI Corpus Funds				
DMI Corpus Investment Fund	700,000,000	300,000,000		1,000,000,000
	35,450,792*	62,744,096*		98,194,888*
DMI Scholar Support Fund	100,000,000			100,000,000
	14,881,901*	8,782,728*		23,664,629*
COMFED Scholar Support Fund	(2,605,000)	11,076,000	12,479,000	(40,08,000)#

Table 1: Funds from Government of Bihar and Utilization

* Interest earned

** DMI Corpus Investment Fund was used for acquisition of land at Bihta in FY 2017-18

An amount of Rs. 40,08,000/- is yet to be claimed by DMI

DMI expresses its gratitude to the Rural Development and other departments of the Government of Bihar for facilitating the availability of funds.

9.2 DMI Scholar Support Fund

DMI gratefully acknowledges receipt of Rs. 1,10,76,000/- towards Scholar Support Fund during the year 2018-19, from COMFED. A total amount of Rs. 34,00,000/- was earned as scholarship by the participants of PDM 2017-19 batch in their terms IV and V while an amount of Rs. 90,79,000 was earned as scholarship by the participants of PDM 2018-20 in their terms I, II and III.

Criteria for Scholarship*	
Grade Point Average (GPA)	Fee Waiver
2.20 – 2.33	25% of Tuition Fee
2.34 – 2.65	50% of Tuition Fee
2.66 – 2.99	75% of Tuition Fee
3.00 and above	100% of Tuition Fee

Table 2: Scholarship Support

*Subject to change during the Academic Session 2019-21

9.3 Transit Campus

The Institute continues to function at its transit campus in Udyog Bhawan, Second Floor, with learning spaces and classrooms, library, seminar hall, computer centre, offices and all other facilities required as per AICTE norms for conducting the PGDM programme. DMI thanks BIADA for allotting the spaces on rental basis in Udyog Bhawan, Patna.

9.4 Knowledge Centre

During the year under review, additions were made to the RFID enabled state-of-the-art Knowledge Centre by way of books, journal article databases, print journals and magazines. The Knowledge Centre hosts 6,578 volumes of books comprising 6,319 titles, 4 journal article databases (EBSCO, J-Gate, EPWRF, IndiaStat), 14 Indian and international journals in print format, 13 magazines and 13 newspapers as on March 31, 2019. In addition, it also houses 180 CDs and DVDs. The growth of the Knowledge Centre is a continuing process, and the resources are continuously updated.



Figure 16: RFID Enabled Library

9.5 Faculty Accommodation and Guest House

The Institute has also taken on lease a total of eight flats for faculty accommodation and for a transit guest house with small kitchen facility for visiting faculty at Bailey Green Apartments, near Rupaspur Thana, Patna. The kitchen also caters to the needs of a few resident faculty members on payment basis, as and when availed. All residential flats are equipped with necessary furniture and internet connectivity.

9.6 PDM Participants' Hostel

The Institute has established hostel facility with double occupancy accommodation for 80 PDM participants with good quality furniture, fitness equipment, well-equipped discussion rooms and common rooms, a functional mess facility, internet access, etc. in two floors of space hired in Ganesh Bhawan Complex, Kadam Kuan, Patna. All PDM participants are accommodated in the hostel. Since the requirement of space for housing a full batch of participants in the next academic year is not available at the present location, efforts are being made to identify alternative accommodation.



Figure 17: PDM Participants at Hostel



9.7 DMI's Upcoming Permanent Campus

The Building Construction Department (BCD) of the Govt. of Bihar has agreed to develop the permanent campus of DMI on the request of the Rural Development Department (RDD) on the 15 Acre site at Bihta, procured from BIADA.



Figure 18: Upcoming DMI Campus

The progress during the year 2018-19 has been as follows:

Acceptance by BCD and planning for permanent campus of DMI	May 2018
Notification for Selection of Architectural and Engineering Consultancy Services	June 2018
Pre-bid meeting for selection of architects	June 2018
Evaluation of bids and selection of architect	August 2018
Review and finalization of campus design under the chairmanship of Principal Secretary, BCD	November 2018
Approval of Preliminary Project Report (PPR) by RDD, Govt. of Bihar	December, 2018
Technical approval by the BCD	8 th February, 2019
Administrative approval of the Cabinet of Govt. of Bihar	25 th February, 2019
Administrative approval received from RDD	26 th February, 2019
Tender notification for campus construction on EPC basis	27 th February, 2019

10. Governance

Dr. Rekha Kumari replaced Shri Sushil Kumar as nominee of the Higher Education Department of the Government of Bihar (GoB). The BoG thanked Prof. Tushaar Shah and Prof. Trilochan Sastry for their valuable contribution to the formative growth of DMI while serving two terms as members of the BoG. The Board identified and invited Ms. Renana Jhabvala, National Coordinator, Self Employed Women's Association (SEWA) and Prof. Shekhar Chaudhuri, former Director, IIM-Kolkata to replace Prof. Shah and Prof. Sastry on DMIs Board of Governors for two years in accordance with Rule 7 of the Rules and Regulations of DMI Society. They graciously accepted the invitation and have joined DMI's Board of Governors.

11. Human Resources

DMI recruited five faculty members, five non-teaching staff and one Consultant (Civil) during the year 2018-19. The following table provide details of Faculty, Managers and Staff members serving DMI as on March 31, 2019, on contract with varying terms and conditions;

11.1 Faculty

Sl. No.	Name	Position
1.	Hemnath Rao Hanumankar	Senior Professor and Director
2.	Niraj Kumar	Senior Professor and Dean
3.	S. Rajeshwaran	Professor
4.	Surya Bhushan	Associate Professor
5.	Sridhar Telidevara	Associate Professor
6.	Shankar Purbey	Associate Professor
7.	Aditi Thakur	Assistant Professor
8.	Amrita Dhiman	Assistant Professor
9.	Geetika Varshneya	Assistant Professor
10.	Gaurav Mishra	Assistant Professor

11.2 Managers and Staff

Sl. No.	Name	Position
1.	Suman Kumar	Manager (Administration)
2.	Manish Kumar	Manager (Finance and Accounts)
3.	Subodh Kumar	Manager (CEP)
4.	M.S.Jambunathan	Manager (ITeS)
5.	Anup	Consultant (Civil)
6.	Nidhi Kumari	Secretary (Library)
7.	Abhay Avichal	Secretary (PDM)
8.	Akshay Kamal Pandey	Programme Assistant
9.	Gourav Dutta	Accountant

Sl. No.	Name	Position
10.	Shashi Shankar	Assistant (Purchase and Stores)
11.	Rahul Kumar	Project Associate (Admissions)
12.	Devesh Kumar Giri	Project Associate (Buniyadi Vidyalaya)
13.	Aman Raj	Project Associate (Gram Panchayats)

11.3 Visiting Resource Persons

DMI invited a number of development practitioners, academics and administrators to share their experience and learning with the PDM participants, faculty, managers and staff members during the current year. The invitees included:

- Shri Anjani Kumar Singh, Advisor to Hon'ble CM, Bihar
- Shri P N Rai (Retd. IPS), Member, Bihar State Disaster Management Authority
- Shri Anand Madhab, Principal Consultant, Gender Resource Centre, WDC, Bihar
- Shri Apoorva Ojha, CEO, Aga Khan Rural Support Programme (India)
- Shri. S. K. Singhal, Additional Director General of Police, GoB
- Shri Debaraj Behera, Consultant, World Bank
- Dr. Agyeya Tripathi, Ex-BASIX
- Shri Shyamal Gupta, Development Professional
- Shri Anindo Banerjee, PRAXIS
- Shri Om Prakash, Bihar Gram Swaraj Yojna Society
- Dr. Bijoy Kr. Choudhary, Executive Director, Bihar Heritage Development Society
- Prof. Tanuja Sharma, Management Development Institute
- Dr. Neeraj Sinha, Patliputra University
- Shri Sunil Jha, Development Professional
- Shri Satyajit Singh, Shakti Sudha
- Shri Mukesh C Sharan, Bihar Rural Livelihoods Promotion Society
- Shri Manoj Kumar, Bihar Rural Livelihoods Promotion Society
- Shri Anil Jha, Department of Agriculture, Govt. of Bihar
- Dr. Priyadarshini Narain, Patna University
- Dr. B. N. Mishra, University Health Officer, Patna University
- Shri Kaushlendra, KAUSHALYA Foundation
- Shri Manoj Prabhakar, Better World Foundation

12. Road Ahead

12.1 PDM Admissions

With brand DMI gaining strength and the intake of participants of the PDM Programme growing from 22 in 2017-19 to 54 in 2018-20 and a near full batch of 58 currently in place for 2019-21 batch, DMI hopes to operate the PDM course to its full capacity in the years to come. The Institute is also keen to seek accreditation of the National Board of Accreditation (NBA) and launch a fellowship programme soon.

12.2 Experiential Learning

Given the praxis oriented nature of development management learning that DMI has adopted, both the numbers and diversity of Development Organisations will be enhanced in the months ahead. The widened scope of Experiential Learning (EL) will increasingly complement the quality and richness of classroom learning for PDM participants.

12.3 Research Activity

The focus of DMI is largely on action research to complement the content of the PDM courses as well as Competency Enhancement Programmes (CEPs), in addition to the ongoing action research projects in Basic Education and Panchayati Raj. DMI is keen to implement similar initiatives in the areas of Water and Sanitation and Livelihoods. Yet, wherever possible, a faculty team of DMI would also pursue basic research on interdisciplinary issues of relevance to the development sector, particularly with a view to inform public policy.

12.4 Competency Enhancement Programmes (CEPs)

To contribute significantly to institution and capacity building in development sector, the mix of CEP's and the design of post experience teaching processes will be enriched with case study material generated within DMI and also drawn from external sources. DMI hopes to expand the CEP footprint across the Country and also invite participants from other developing Countries for learning take aways from DMI.


12.5 Public Lectures

DMI proposes to organise public lectures on contemporary themes reflecting the issues and challenges in the development sector. The Development Practitioners' Perspective (DPP) sessions will be organised with access to invitees outside DMI once the Institute moves to its permanent campus, so that the interactive lectures organised during the DPP take the shape of public lectures.



V. Rohatgi & Co.
Chartered Accountants
317, Ashoka Place,
Exhibition Road, Patna-800 001
Mob :- +91-9334101102
E-mail :- ca.arohatgi@gmail.com

Statutory Audit Report
2018-19



DMII

सुविद्या सुविनियोगात् सुविकासः

V. ROHATGI & CO.
CHARTERED ACCOUNTANTS

317, Ashoka Palace,
Exhibition Road,
Patna -800001.
Email: ca.arohatgi@gmail.com
Mobile No. : 9334101102

INDEPENDENT AUDITOR'S REPORT

To
To the Members of Development Management Institute Society,
Second Floor, Udyog Bhawan,
East Gandhi Maidan, Patna-800004.

Report on the Audit of Financial Statements

Opinion

We have audited the financial statements of **Development Management Institute Society, Patna** ("the Entity"), which comprise the Balance Sheet at March 31st 2019, the Income & Expenditure Account and statement of Cash Flows for the year then ended, and notes to the financial statements, including a summary of significant accounting policies and other explanatory information.

In our opinion, the accompanying financial statements give a true and fair view of the financial position of the entity as at March 31, 2019, and of its financial performance and its cash flows for the year then ended in accordance with the Accounting Standards issued by the Institute of Chartered Accountants of India (ICAI).

Basis for Opinion

We conducted our audit in accordance with the Standards on Auditing (SAs) issued by ICAI. Our responsibilities under those standards are further described in the Auditor's Responsibilities for the Audit of the Financial Statements section of our report. We are independent of the entity in accordance with the Code of Ethics issued by the Institute of Chartered Accountants of India (ICAI) together with the ethical requirements that are relevant to our audit of the financial statements in India, and we have fulfilled our other ethical responsibilities in accordance with these requirements. We believe that the audit evidence we have obtained is sufficient and appropriate to provide a basis for our opinion.

Responsibilities of Management and Those Charged with Governance for the Financial Statements

Management is responsible for the preparation and fair presentation of the financial statements in accordance with the aforesaid Accounting Standards, and for such internal control as management determines is necessary to enable the preparation of financial statements that are free from material misstatement, whether due to fraud or error. In preparing the financial statements, management is responsible for assessing the entity's ability to continue as a going concern, disclosing, as applicable, matters related to going concern and using the going concern basis of accounting unless management either intends to liquidate the entity or to cease operations, or has no realistic alternative but to do so.

Those charged with governance are responsible for overseeing the entity's financial reporting process.



Branches at: Ranchi, Kanpur, Bengaluru, Patna

Auditor's Responsibilities for the Audit of the Financial Statements

Our objectives are to obtain reasonable assurance about whether the financial statements as a whole are free from material misstatement, whether due to fraud or error, and to issue an auditor's report that includes our opinion. Reasonable assurance is a high level of assurance, but is not a guarantee that an audit conducted in accordance with SAs will always detect a material misstatement when it exists. Misstatements can arise from fraud or error and are considered material if, individually or in the aggregate, they could reasonably be expected to influence the economic decisions of users taken on the basis of these financial statements.

As part of an audit in accordance with Standards on Auditing, we exercise professional judgment and maintain professional skepticism throughout the audit. We also:

- Identify and assess the risks of material misstatement of the financial statements, whether due to fraud or error, design and perform audit procedures responsive to those risks, and obtain audit evidence that is sufficient and appropriate to provide a basis for our opinion. The risk of not detecting a material misstatement resulting from fraud is higher than for one resulting from error, as fraud may involve collusion, forgery, intentional omissions, misrepresentations, or the override of internal control.
- Obtain an understanding of internal control relevant to the audit in order to design audit procedures that are appropriate in the circumstances, but not for the purpose of expressing an opinion on the effectiveness of the entity's internal control
- Evaluate the appropriateness of accounting policies used and the reasonableness of accounting estimates and related disclosures made by management.
- Conclude on the appropriateness of management's use of the going concern basis of accounting and, based on the audit evidence obtained, whether a material uncertainty exists related to events or conditions that may cast significant doubt on the Entity's ability to continue as a going concern. If we conclude that a material uncertainty exists, we are required to draw attention in our auditor's report to the related disclosures in the financial statements or, if such disclosures are inadequate, to modify our opinion. Our conclusions are based on the audit evidence obtained up to the date of our auditor's report. However, future events or conditions may cause the Entity to cease to continue as a going concern.
- Evaluate the overall presentation, structure and content of the financial statements, including the disclosures, and whether the financial statements represent the underlying transactions and events in a manner that achieves fair presentation.



Report on Other Legal and Regulatory Requirements

We report as under:

- The cash balance and vouchers are in the custody of the Accountant on the date of audit and were in agreement with the books of accounts.
- All the books, deeds, accounts, vouchers and other documents as required by us, were produced before us.
- There is no amount which is outstanding for more than one year from the due date of Scheduled payment as at March 31, 2019.

Place: Patna
Date : 05/07/2019



FOR V. ROHATGI & CO.
Chartered Accountants
(FRN: .000980C)



CA Ashish Rohatgi
Partner
(Membership No. 401574)

DEVELOPMENT MANAGEMENT INSTITUTE SOCIETY
Second Floor, Udyog Bhawan Campus, East Gandhi Maidan, Patna-800004

BALANCE SHEET AS AT 31-03-2019


Rupees			
SOURCES OF FUNDS	Schedule	Current Year	Previous Year
UNRESTRICTED FUNDS			
Corpus	1	406,503,301.60	403,360,487.00
General Fund	2	228,304,297.75	36,508,059.30
Designated/Earmarked Funds	3	1,221,859,517.95	847,727,693.87
RESTRICTED FUNDS			
Accumulated Depreciation Fund	4	233,138,245.94	-238,461,183.93
Accumulated Depreciation Fund		49,863,917.91	38,544,017.88
LOANS/BORROWINGS			
Secured	5	-	-
Unsecured		-	-
CURRENT LIABILITIES & PROVISIONS			
	6	8,477,914.00	9,563,854.11
TOTAL		2,148,147,195.15	1,097,242,928.23
APPLICATION OF FUNDS			
FIXED ASSETS			
Tangible Assets	7	406,503,301.60	403,360,487.00
Intangible Assets		-	-
Capital work in progress		-	-
INVESTMENTS			
Long Term	8	1,030,962,999.00	610,970,430.00
Short Term		618,681,685.00	52,500,000.00
CURRENT ASSETS			
	9	2,146,602.12	11,940,456.13
LOANS, ADVANCES & DEPOSITS			
	10	89,852,607.43	18,471,555.10
TOTAL		2,148,147,195.15	1,097,242,928.23
Significant Accounting Policies	22		
Notes forming part of Accounts	23		

For Development Management Institute Society


Secretary
D.M.I. Society
PATNA
Secretary


Manager (F & A)
Development Management Institute
PATNA
Manager (F&A)

For V Rohatgi & Co.
(Chartered Accountants)
FRN No-000980C


CA. Ashish Rohatgi
Partner
M No.401574



Patna
Date:- 05/07/2019

(1)

DEVELOPMENT MANAGEMENT INSTITUTE SOCIETY
Second Floor, Udyog Bhawan Campus, East Gandhi Maidan, Patna-800004

INCOME AND EXPENDITURE ACCOUNT FOR THE YEAR ENDED ON 31.03.2019

Rupees

Particulars	Schedule	Current Year (1-Apr'18 to 31-March' 19)					Previous Year (April 17 to March 18)
		Unrestricted Funds			Restricted Funds	Total	Total
		Corpus	Designated Funds	General Funds			
INCOME							
Academic Receipts	11	-	-	24,833,107.50	-	24,833,107.50	20,597,050.00
Grants & Donations	12	-	12,479,000.00	8,203,761.56	37,658,986.78	58,341,748.34	82,646,583.42
Income From Investments	13	-	-	12,833,351.91	-	12,833,351.91	3,299,542.04
Other Incomes	14	-	-	20,979,468.35	-	20,979,468.35	13,369,513.78
TOTAL (A)		-	12,479,000.00	66,849,689.32	37,658,986.78	116,987,676.10	119,912,689.24
EXPENDITURE							
Staff Payments & Benefits	15	-	-	-	37,658,986.78	37,658,986.78	43,258,563.00
Academic Expenses	16	-	12,479,000.00	13,487,109.98	-	25,966,109.98	26,592,265.21
Administrative and General Expenses	17	-	-	27,972,033.19	-	27,972,033.19	24,492,817.00
Transportation Expenses	18	-	-	2,003,239.00	-	2,003,239.00	2,179,637.00
Repairs & Maintenance	19	-	-	1,632,062.20	-	1,632,062.20	1,908,109.00
Finance Costs	20	-	-	-	-	-	-
Other Expenses	21	-	-	10,152,340.18	-	10,152,340.18	8,685,229.48
Depreciation		-	-	11,602,904.77	-	11,602,904.77	12,796,068.55
TOTAL (B)		-	12,479,000.00	66,849,689.32	37,658,986.78	116,987,676.10	119,912,689.24
Balance being excess of Income over Expenditure (A-B) Transfer to / from Designated fund							
Building fund Others (specify)							
Balance Being Surplus (Deficit) Carried to General Fund							
Significant Accounting Policies	22						
Notes forming part of Accounts	23						

For Development Management Institute Society


Secretary
D.M.I. Society
PATNA

Patna

Date:- 05/07/2019


Manager (F & A)
Development Management Institute
PATNA

For V Rohatgi & Co.
(Chartered Accountants)
FRN No-000980C


CA. Ashish Rohatgi
Partner
M No.401574



Schedules Forming Part of Balance Sheet as at 31/03/2019

Schedule -1: CORPUS - DMIS		
Particulars	Current Year	Previous Year
Balance as at Beginning of Year	403,360,487.00	75,105,485.00
Add: Contribution towards Corpus equivalent to Addition to Fixed Assets	3,142,814.60	328,255,002.00
	406,503,301.60	403,360,487.00
Deduct: Assets Written Off during the year created out of Corpus	-	-
Balance at the Year End	406,503,301.60	403,360,487.00

Particulars	GENERAL FUND					
	Current Year (2018-19)			Previous Year (2017-18)		
	RDD Fund	Other Fund	Total Fund	RDD Fund	Other Fund	Total Fund
Balance as at beginning of the year	2,778,217.11	33,729,842.19	36,508,059.30	-4,248,225.20	9,259,804.92	5,011,579.72
Add : Transferred from Asset Creation Fund (See Note)	-	-	-	-	-	-
Add : Contribution towards General Fund	500,000,000.00	-	500,000,000.00	400,000,000.00	-	400,000,000.00
Add/(Deduct): Balance of Net Income/(Expenditure) transferred from the Income & Expenditure Account	(55,246,784.55)	47,043,022.99	(8,203,761.56)	(53,862,557.69)	24,470,037.27	(29,392,520.42)
	447,531,432.56	80,772,865.19	528,304,297.75	341,889,217.11	33,729,842.19	375,619,059.30
Less : Amount transfer to DMI Corpus Investment Fund	300,000,000.00	-	300,000,000.00	335,000,000.00	-	335,000,000.00
Less : Amount transfer to DMI Scholar Support Fund	-	-	-	4,111,000.00	-	4,111,000.00
	-	-	-	-	-	-
Balance at the year end	147,531,432.56	80,772,865.19	228,304,297.75	2,778,217.11	33,729,842.19	36,508,059.30

Note:

(i) Figure in item 'Balance of Net Income/(Expenditure) transferred from the Income & Expenditure Account' under the head "Other Fund" represents

	Current Year	Previous Year
Academic Receipts	24,833,107.50	20,597,050.00
Income From Investments	12,833,351.91	3,299,542.04
Other Income	20,979,468.35	13,369,513.78
	58,645,927.76	37,266,105.82
Less : Depreciation	11,602,904.77	12,796,068.55
	47,043,022.99	24,470,037.27

(3)


Manager (F & A)
Development Management Institute
PATNA


Secretary
D.M.I. Society
PATNA



Particulars	DESIGNATED / EARMARKED FUNDS					
	Fund Wise Break up				TOTAL	
	DMI Corpus Investment Fund		DMI Scholar Support Fund		Current Year	Previous Year
	Principal	Interest	Principal	Interest		
a. Opening Balance of the Funds	700,000,000.00	35,450,792.22	97,395,000.00	14,881,901.64	847,727,693.87	493,612,520.25
b. Additions to the Funds:						
i. Donations / Grants	300,000,000.00		15,084,000.00		315,084,000.00	346,774,750.00
ii. Income From Investments made of the Funds		24,539,369.99		6,298,561.75	30,837,931.74	13,798,876.36
iii. Accrued Interest on Investments of the Funds		38,204,726.29		2,484,166.05	40,688,892.34	3,537,047.26
iv. Other additions (Specify)					-	-
Total (a+b)	1,000,000,000.00	98,194,888.50	112,479,000.00	23,664,629.44	1,234,338,517.95	857,723,193.87
c.						
i. Capital Expenditure						
- Fixed Assets						
- Others						
Total i						
ii. Revenue Expenditure						
- Salaries, Wages etc						
- Rent						
- Other/ Scholar Support (From COMFED)			12,479,000.00		12,479,000.00	9,995,500.00
Total ii			12,479,000.00		12,479,000.00	9,995,500.00
Total (c)			12,479,000.00		12,479,000.00	9,995,500.00
Net Balance as at Period End (a+b-c)	1,000,000,000.00	98,194,888.50	100,000,000.00	23,664,629.44	1,221,859,517.95	847,727,693.87

Particulars	RESTRICTED FUNDS					
	Fund Wise Break up				TOTAL	
	Salary Fund		Asset Creation Fund		Current Year	Previous Year
	Principal	Interest	Principal	Interest		
a. Opening Balance of the Funds	6,027,930.00	2,557,364.47	-249,860,487.00	2,814,008.60	-238,461,183.93	4,468,783.19
b. Additions to the Funds:						
i. Donations / Grants	52,500,000.00		450,000,000.00		502,500,000.00	100,000,000.00
ii. Income From Investments made of the Funds		449,607.98		3,118,616.98	3,568,224.96	81,959.00
iii. Accrued Interest on Investments of the Funds		980,954.46		5,352,051.83	6,333,006.29	107,123.88
iv. Other additions (Transferred from other fund)					-	-
Total (a+b)	58,527,930.00	3,987,926.91	200,139,513.00	11,284,677.41	273,940,047.32	104,657,866.07
c. Utilisation / Expenditure towards objectives of Funds.						
i. Capital Expenditure						
- Fixed Assets			3,142,814.60		3,142,814.60	299,860,487.00
Other Fixed Assets- Rs 7,23,879/-						
Fixture & Furniture Assets- 10,39,689/-						
Library- Rs 1,04,234.60						
Capital work in Progress transfer to Expenditure Rs (-) 10,54,988/-						
Design of DMI Certificate, Folder, Memento, Attire etc- Rs 23,30,000/-						
Total i			3,142,814.60		3,142,814.60	299,860,487.00
ii. Revenue Expenditure						
- Salaries, Wages etc	37,658,986.78				37,658,986.78	43,258,563.00
- Rent						
- Other Administrative Expenses						
Total ii	37,658,986.78				37,658,986.78	43,258,563.00
Total (c)	37,658,986.78		3,142,814.60		40,801,801.38	343,119,050.00
Net Balance as at Year End (a+b-c)	20,868,943.22	3,987,926.91	196,996,698.40	11,284,677.41	233,138,245.94	-238,461,183.93

(4)


Manager (F & A)
Development Management Institute
PATNA


Secretary
D.M.I. Society
PATNA



Schedule -5: LOANS / BORROWINGS

A. SECURED LOANS

Particulars		Current Year	Previous Year
1	Central Government	-	-
2	State Government (Specify)	-	-
3	Financial Institutions		
a)	Term Loans	-	-
b)	Interest Accrued and due	-	-
4	Banks:		
a)	Term Loans	-	-
b)	Interest Accrued and due	-	-
5	Other Institutions and Agencies	-	-
6	Debentures and Bonds	-	-
7	Others (Specify)	-	-
		-	-

B. UNSECURED LOANS:

Particulars		Current Year	Previous Year
1	Central Government	-	-
2	State Government (Specify)	-	-
3	Financial Institutions		
a)	Term Loans	-	-
b)	Interest Accrued and due	-	-
4	Banks:		
a)	Term Loans	-	-
b)	Interest Accrued and due	-	-
5	Other Institutions and Agencies	-	-
6	Debentures and Bonds	-	-
7	Fixed Deposits	-	-
8	Others (Specify)	-	-
		-	-

(5)



[Signature]
Secretary
D..M.I. Society
PATNA

[Signature]
Manager (F & A)
Development Management Institute
PATNA

Schedule -6: CURRENT LIABILITIES & PROVISIONS			
1 Separate Classification of Current Liabilities having more than 10% or more of the Total Current Liabilities:			
2 Caution Money From Current Students From Ex-Students			
3 General Current Liabilities			
Particulars	Current Year	Previous Year	
A Current Liabilities			
1 Deposits from Staff			
2 Deposits from Students	740,000.00	460,000.00	
3 Sundry Creditors			
a For Goods & Services		-	
b Others (As per separate Annexure Attached)	2,955,452.00	1,495,114.00	
Performance Security Krishna Consultancy Services	-	46,272.00	
Performance Security Use Fabricators Pvt. Ltd.	129,265.00	129,265.00	
Performance Security Finesse Enterprises P Ltd.	44,732.00	44,732.00	
Performance Security Indian Security Services	-	200,000.00	
Performance Security Rai Caterer & Contractor	100,000.00		
Performance Security Rock Intelligence & Securities P Ltd	200,000.00		
4 Advances Received		-	
5 Interest Accrued but not due on:			
a Secured Loans / Borrowings		-	
b Unsecured Loans / Borrowings		-	
6 Statutory Liabilities: (GPF, TDS, WC Tax, CPF, GIS, NPS,GST):			
a Overdue		-	
b Others	2,093,240.00	1,480,997.00	
7 Other Current Liabilities			
a Salaries	82,557.00	73,708.00	
b Receipts against Sponsored Projects		-	
c Unspent Contribution received from UNICEF	555,367.00	-	
d Receipts against Sponsored Fellowships & Scholarships		-	
e Unutilised Grants		-	
f Grants in Advance		-	
g Other Funds		-	
h Other Liabilities(Duty and taxes)		-	
I Payable to Staffs		14,700.11	
J Information fees	20.00		
k Unspent Contribution received from Education Deptt	625,847.00		
l Tuition Fee Payable	141,201.00		
TOTAL A	7,667,681.00	3,944,788.11	
B Provisions			
1 For Taxation		-	
2 Gratuity		-	
3 Superannuation / Pension		-	
4 Accumulated Leave Encashment		-	
5 Audit Fee Payable	160,832.00	107,872.00	
6 Trade Warranties / Claims		-	
7 Other (Specify)			
a. Vehicle Hire Charges	178,103.00	210,634.00	
b. EPF Consultancy Fee	4,000.00		
c. Electricity Charge	148,567.00	145,813.00	
d. Outsource staffs & Other	296,231.00	260,107.00	
e. Website Maintenance		-	
f. Symposium Related Expenses		3,133,125.00	
g. Suvikas related Expenses		1,674,400.00	
h. Consultancy Expenses Payable	22,500.00	-	
i. Books Supplier		87,115.00	
j. Part Provision for Acquisition of Land at Bihta			
TOTAL B	810,233.00	5,619,066.00	
TOTAL (A+B)	8,477,914.00	9,563,854.11	




(6)

Secretary
D.M.I. Society
PATNA

Manager (F & A)
Development Management Institute
PATNA

Details of Sundry Creditors.

Sl No	Name	Current Year	Previous Year
1	Anindo Banerjee		15,000.00
2	BSNL	5,097.00	2,020.00
3	BIADA	27,500.00	12,500.00
4	Centre for Environment Education (CEE)		7,434.00
5	Digital Solution		36,288.00
6	Furnishing Emporium		12,474.00
7	Hotel Eden		34,000.00
8	Kenil Taxi Services		600.00
9	Mr Pravind Kumar Praveen		5,000.00
10	M/s Ceasefire Industries Pvt Ltd		258,509.00
11	M/s Krishnashree Foods Pvt Ltd(Haldiram)		6,650.00
12	M/s Millenium-2001		861,912.00
13	M/s R K Sales		19,568.00
14	Pawan Ojha		5,000.00
15	Print Mart (I) Pvt Ltd		100,419.00
16	Shreeji Tours and Travels		11,802.00
17	Nagar Nigam Bihar		1,000.00
18	Manoj Kumar-Hostel Newspaper)		2,090.00
19	Arvind Kumar-DMI News paper		2,905.00
20	Sundry Creditor for Claim TA in GEPI		50,152.00
21	Touchstone Pvt Ltd	72,919.00	49,555.00
22	Indian Post Services	21,695.00	236.00
23	Krishna Consultancy Services	-	
24	Ocean Vision advertising and Event	93,975.00	
25	Debaraj Behera	84,709.00	
26	Chaitra G Krishna	6,000.00	
27	Dr Shekhar Seshadri	18,000.00	
28	Durja Creation	100,649.00	
29	Gyan Ganga Creation	4,295.00	
30	Harendra Thakur	5,207.00	
31	Hotel Chanakya	11,686.00	
32	Krishna Collection	17,360.00	
33	Mousumi Padhi	13,500.00	
34	Ahindra Chakraborty	27,000.00	
35	Ankur Restaurant	15,435.00	
36	India Marketing	42,746.00	
37	Patna Audio Visuals	243,161.00	
38	M/s Zzeitgeist	54,000.00	
39	Nikita Kumari	6,000.00	
40	Nilkamal Ltd	62,500.00	
41	Pandey Ganesh Prasad	27,000.00	
42	Patliputra Refrigeration & Electrical work	10,000.00	
43	Patliputra Samarpan Nesh Inn	19,440.00	
44	Prachar Prasar	22,140.00	
45	Rastriya Prakashan Sansthan	53,643.00	
46	Rishan Hospitality and Services Pvt ltd	1,940.00	
47	Shaleeni Kumari	13,300.00	
48	Sheila Ramaswamy	20,798.00	
49	Siddhartha Advertising	225,640.00	
50	Sunny Star Hotels Pvt ltd(The Panache)	18,904.00	
51	Tech Carat Consultancy Services	100,796.00	
52	The Pine	300.00	
53	Vipin Consultant	10,000.00	
54	Upwan Vatika	7,738.00	
55	Ajay Kumar Electrician	500.00	
56	Bhithiharwa Project	1,489,879.00	
	Total	2,955,452.00	1,495,114.00



Secretary
D.M.I. Society
PATNA

Manager (F & A)
Development Management Institute
PATNA

DESCRIPTION	FIXED ASSETS.						DEPRECIATION				NET BLOCK	
	GROSS BLOCK											
	Cost / Valuation as at Beginning of the Year	Additions during the Year	Deductions during the Year	Cost / Valuation at the Year end	Cost / Valuation as at Beginning of Year	Additions during the Year	Deductions during the Year	Cost / Valuation at the Year end	As at the current Year	As at Previous Year		
A	B	C	D = A+B-C	E	F	G	H = E+F-G	I = D - H				
I Land:												
a) Freehold	-	-	-	-	-	-	-	-	-	-		
b) Leasehold	319,913,557.00	-	-	319,913,557.00	-	-	-	-	319,913,557.00	319,913,557.00		
II Buildings:												
a) On Freehold Land	-	-	-	-	-	-	-	-	-	-		
a) On Leasehold Land	-	-	-	-	-	-	-	-	-	-		
c) Ownership Flats / Premises.	-	-	-	-	-	-	-	-	-	-		
d) Superstructures on Land not belonging to educational Institutions.	-	-	-	-	-	-	-	-	-	-		
III. Plants, Machinery & Equipments												
IV. Vehicle												
V. Furniture & Fixtures	56,079,202.00	1,039,689.00	-	57,118,891.00	26,964,725.95	7,412,967.53	-	34,377,693.48	22,741,197.52	29,114,476.05		
VI. Office Equipment	-	-	-	-	-	-	-	-	-	-		
VII. Computer / Peripherals	12,286,070.00	419,610.00	370,898.00	12,334,782.00	6,511,056.40	2,302,460.89	283,004.73	8,530,512.56	3,804,269.44	5,775,013.60		
VIII. Electric Installations	10,282,757.00	675,167.00	-	10,957,924.00	3,643,891.18	1,413,088.20	-	5,056,979.38	5,900,944.62	6,638,865.82		
IX. Library books	3,743,913.00	104,234.60	-	3,848,147.60	1,424,344.35	470,558.00	-	1,894,902.35	1,953,245.25	2,319,568.65		
X. Tube Wells & Water Supply	-	-	-	-	-	-	-	-	-	-		
XI. Other Fixed Assets	-	2,330,000.00	-	2,330,000.00	3,830.14	-	-	3,830.14	2,326,169.86	-		
A. Total of Current Year	402,305,499.00	4,568,700.60	370,898.00	406,503,301.60	38,544,017.88	11,602,904.77	283,004.73	49,863,917.91	356,639,383.69	363,761,481.12		
Previous Year	-	-	-	-	-	-	-	-	-	-		
XII. Capital Work in Progress	1,054,988.00	36,536.00	1,091,524.00	-	-	-	-	-	-	1,054,988.00		
B. Net Work in Progress	-	-	-	-	-	-	-	-	-	-		
TOTAL (A+B)	403,360,487.00	4,605,236.60	1,462,422.00	406,503,301.60	38,544,017.88	11,602,904.77	283,004.73	49,863,917.91	356,639,383.69	364,816,469.12		

(7)



Secretary
D.M.I. Society
PATNA

Manager (F & A)
Development Management Institute
PATNA

SCHEDULE 8- INVESTMENTS

INVESTMENTS FROM EARMARKED / ENDOWMENTS FUNDS		
Particulars	Current Year	Previous Year
1. In Central Government Securities	-	-
2. In State Government Securities	-	-
3. Other Approved Securities	-	-
4. Shares	-	-
5. Debentures & Bonds	-	-
6. Others (to be Specified) Long Term	-	-
DMI Corpus Fund Investment	10504,54,255.00	4890,00,000.00
DMI Scholar Support Fund Investment	195,00,000.00	1129,70,430.00
DMI Asset Creation Fund Investment	2015,86,302.00	-
DMI Salary Fund Investment	150,00,000.00	-
DMI General Fund Investment	2377,16,337.00	90,00,000.00
	15242,56,894.00	6109,70,430.00
INVESTMENTS OTHERS		
Particulars	Current Year	Previous Year
1. In Central Government Securities	-	-
2. In State Government Securities	-	-
3. Other Approved Securities	-	-
4. Shares	-	-
5. Debentures & Bonds	-	-
6. Others (to be Specified)	-	-
Short Term	-	-
DMI Corpus Fund Investment	95,38,779.00	-
DMI Scholar Support Fund Investment	858,49,011.00	-
DMI Asset Creation Fund Investment	-	-
DMI Salary Fund Investment	100,00,000.00	75,00,000.00
DMI General Fund Investment	200,00,000.00	450,00,000.00
	1253,87,790.00	525,00,000.00

(8)


Manager (F & A)
Development Management Institute
PATNA


Secretary
D.M.I. Society
PATNA



SCHEDULE 9- CURRENT ASSETS		
Particulars	Current Year	Previous Year
1. Stock:		
a) Stores and Spares	-	-
b) Loose Tools	-	-
c) Publications	-	-
c) Library Books	-	-
2. Sundry Debtors:		
a) Debts Outstanding more than- Six months	-	-
b) Others	-	-
3. Cash Balances in Hand (Including Cheques / Drafts and Imprest).	22,618.00	52,440.80
Big Bazaar wallet and other	6,951.75	-
4. Bank Balance (to be further classified as pertaining to earmarked fund or otherwise)		
a) With Scheduled Banks:		
- In Current Accounts	-	-
- In Term Deposit Accounts	-	-
- In Savings Accounts	-	-
Canara Bank-8531101013041	582,758.73	1,183,351.18
ICICI Bank-057901001997	-	64,486.00
IDBI Bank - 1125104000076164	746,527.10	1,118,725.40
Yes Bank - 025394600000247	787,746.54	9,521,452.75
a) With Non-Scheduled Banks:		
- In Current Accounts	-	-
- In Term Deposit Accounts	-	-
- In Savings Accounts	-	-
5. Post Office- Savings Accounts	-	-
TOTAL	2,146,602.12	11,940,456.13

(9)



Secre a
D..M.I. Society
PATNA

Manager (F & A)
Development Management Institute
PATNA

Schedule 10: LOANS, ADVANCES & DEPOSITS

Particulars	Current Year	Previous Year
1. Advances to Employees: (Non-interest bearing)		
a) Salary	-	-
b) Festival	-	-
c) LTC	-	-
d) Medical Advance	60,854.00	99,221.00
e) Others - Programme Advance	89,064.88	85.70
2. Long Term Advance to Employees:(Interest Bearing)	-	-
a) Vehicle Loan	-	-
b) Home Loan	-	-
b) Others (to be Specified)	-	-
3. Advance and Other Amounts recoverable in cash or in Kind or for Value to be Received:	-	-
a) On Capital Account	-	-
b) to Suppliers	-	-
Adv to TMI E2E Academy Pvt ltd	-	118,000.00
National Institute of Design	-	1,150,000.00
C L Media Private Limited	40,000.00	40,000.00
Finesse Enterprises Private Limited	497,023.00	497,023.00
Kahanighar Trust	-	84,000.00
USE FABRICATORS PVT LTD	600,000.00	600,000.00
SHIRSENDU GHOSE	-	7,500.00
Harendra Thakur(Sudha Milk Parlour)	5,000.00	-
Risha Singh	208,333.00	-
Ujjiyar Hospitality and Restaurant	250,000.00	-
b) Others (to be Specified)	-	-
Prof Smriti Das	-	-
4. Prepaid Expenses:	-	-
a) Insurance.	-	-
b) Other Expenses.	-	-
5. Deposits	-	-
a) Telephone	8,800.00	8,800.00
b) Lease Rent	3,430,940.00	2,415,940.00
c) Electricity	452,500.00	452,500.00
d) AICTE, if Applicable	-	-
e) MCI, if Applicable	-	-
f) Others (to be Specified)	-	-
Security Deposit with BRBNNL	10,000.00	10,000.00
6. Income Accrued:	-	-
a) On Investments from Earmarked / Endowment Funds	56,930,248.85	4,209,516.70
b) On Investments - Others	-	-
c) On Loans & Advances	-	-
d) Others (Includes Income due unrealized)	-	-
7. Other Receivable:	-	-
a) Debit Balances in Sponsored Projects	-	-
i) Debit Balances in Sponsored Projects- DAY NRLM	35,449.00	35,449.00
ii) Debit Balances in Sponsored Projects- UNICEF	513,812.00	-
b) Debit Balance in Fellowships & Scholarship- COMFED	15,084,000.00	-
c) Debit Balance-General Administrative Deptt	226,560.00	-
c) Grants Recoverable	-	-
d) Other Receivables	-	-
A)TDS Receivable FY 2014-15	110,420.00	110,420.00
B)TDS Receivable FY 2015-16	-	1,046,411.00
C)TDS Receivable FY 2016-17	2,427,937.60	2,427,937.60
D)TDS Receivable FY 2017-18	1,279,963.10	1,279,963.10
E)TDS Receivable FY 2018-19	7,190,602.00	-
8. GST Input	-	-
9. Hostel Fee Receivable	401,100.00	284,900.00
10. Tuition Fee Receivable	-	3,593,888.00
TOTAL	89,852,607.43	18,471,555.10

Manager (F & A)
Development Management Institute
PATNA

Secretary
D.M.I. Society
PATNA (10)



Schedule: 11 ACADEMIC RECEIPTS

Particulars	Current Year	Previous Year
FEE FROM STUDENTS		
Academic		
1. Tuition Fee	2,36,21,000.00	1,96,16,000.00
2. Admission Fee		
3. Enrolment Fee		
4. Library Admission Fee		
5. Laboratory Fee		
6. Art & Craft Fee		
7. Registration Fee		
7. Syllabus fee		
8. Application fees from Admission		
Total (A)	2,36,21,000.00	1,96,16,000.00
Examinations		
1. Admission Test Fee		
2. Annual Examinations Fee		
3. Marks Sheet, Certificate Fee.		
Total (B)		
Other Fees		
1. Identity Card Fee		
2. Fine / Miscellaneous Fee		
3. Medical Fee		
4. Transportation Fee		
5. Hostel Fee	11,79,250.00	9,81,050.00
Total (C)	11,79,250.00	9,81,050.00
Other Fees		
1. Sale of Syllabus and Question Paper, etc.		
2. Sale of Prospectus including Admission forms		
3. Admission application fees	32,857.50	
Total (D)	32,857.50	
TOTAL (A+B+C+D)	2,48,33,107.50	2,05,97,050.00

Schedule: 12 GRANTS & DONATIONS (Irrevocable Grants & Subsidies Received)

Particulars	Current Year	Previous Year
1. Central Government	-	-
2. State Governments - Rural Development Deptt, GoB	-	-
Salary Fund		
Grant Received During the year	-	-
Add : Tfr from Salary fund to the extent of Expenditure	3,76,58,986.78	4,32,58,563.00
Balance Transferred to Balance Sheet - Salary Fund		4,32,58,563.00
General Fund		
Grant Received During the year	-	-
Add : Tfr from General fund to the extent of Expenditure	82,03,761.56	2,93,92,520.42
Balance Transferred to Balance Sheet - General Fund		2,93,92,520.42
3. Government Agencies	-	-
4. Institutions / Welfare Bodies	-	-
5. International Organisations	-	-
6. Others (Specify)	-	-
COMFED		
Grant Received/Receivable During the year	1,50,84,000.00	76,63,750.00
Less: Transferred to Scholarship Support Fund	1,50,84,000.00	76,63,750.00
Add : Tfr from Scholar support fund to the extent of Expenditure	1,24,79,000.00	99,95,500.00
Balance Transferred to Balance Sheet - Scholar Support Fund		99,95,500.00
TOTAL	5,83,41,748.34	8,26,46,583.42


Manager (F & A)
Development Management Institute
PATNA


Secretary
D.M.I. Society
PATNA



Schedule: 13 INCOME FROM INVESTMENTS.

Particulars	Current Year	Previous Year
1) Interest Received		
Interest on General Fund Investment	2,925,001.81	2,748,976.68
2) Income Accrued		
Accrued Interest on General Fund Investment	9,908,350.10	550,565.36
3) Others (Specify)		
TOTAL	12,833,351.91	3,299,542.04
Transferred to Earmarked / Endowment Fund	12,833,351.91	3,299,542.04

Schedule: 14 OTHER INCOME.

Particulars	Current Period	Previous Year
A. Income from Land & Building		
1) Hostel Room Rent	-	-
2) Licence Fee	-	-
3) Hire Charges of Auditorium / Play Ground / Convention Centre etc.	-	-
4) Electricity & Water Charges	-	-
Total A	-	-
B. Sale of Institute's Publications		
Total B	-	-
C. Income from Holding events		
1. Gross Receipts from Annual Function / Sports Carnival	-	-
Less: Direct Expenditure incurred on the Annual Function / Sports Carnival	-	-
2. Gross Receipts from Fetes.	-	-
Less: Direct Expenditure on Fetes	-	-
3. Gross Receipts from Educational Tours.	-	-
Less: Direct Expenditure Incurred on Tours.	-	-
4. Gross Receipts from Others (Specify).	-	-
CARE Centre		
CARE Centre -UNICEF	3,042,245.00	8,287,411.00
CARE Centre -BRLPS	240,000.00	362,000.00
CARE Centre -CBMF		
CARE Centre -NIRD/NRLM	49,500.00	
CARE Centre -NIRD/NRLM- MGNREGA	673,942.00	713,869.00
CARE Centre -AKRSP	354,237.00	200,000.00
CARE Centre -GRC		630,450.00
CARE Centre - NDDB		245,250.00
CARE Centre -MGNREGA	748,750.00	748,750.00
CARE Centre -MANAGE	28,679.00	154,000.00
CARE Centre - SOCIAL WELFARE DEPARTMENT	133,850.00	
CARE Centre - MANGE (AC &ABC)	291,600.00	
CARE Centre - INDUSTRY DEPARTMENT	5,325,000.00	
CARE Centre - BHITHIHARWA PROJECT	8,206,586.00	
CARE Centre - UEL PARTICIPANTS	156,870.28	
CARE Centre - GREAT LAKE	180,000.00	
CARE Centre - IMPLUSE EVENT TRADE FAIR PVT LTD	42,373.00	
CARE Centre - INCOME FROM GAD		
	226,560.00	
Total C	19,700,192.28	11,341,730.00
D. Interest on Term Deposits:		
a) With Scheduled Banks		
b) With Non Scheduled Banks	-	-
c) With Institutions		
d) Others - Interest on Security Deposit with SBPDCL	26,600.00	28,875.50
Total D	26,600.00	28,875.50

(12)



Secretary
D.M.I. Society
PATNA

Manager (F & A)
Development Management Institute
PATNA

E. Interest on Savings Accounts:		
a) With Scheduled Banks	1,024,310.50	1,972,424.28
b) With Non Scheduled Banks	-	-
c) With Institutions	-	-
d) Others	87,679.00	-
Total E	1,111,989.50	1,972,424.28
F. Interest on Loans:		
a) Employee / Staffs	-	-
b) Others	-	-
Total F	-	-
G. Interest on Debtors and Other Receivables	-	-
Total G	-	-
H. Others:		
a) Income From Consultancy	-	-
b) RTI Fee	-	-
c) Income from Royalty	-	-
d) Sale of Application Forms (Recruitments)	-	-
e) Miscellaneous , Sale of Tender Form, waste paper, etc	-	-
f) Profit on Sale / Disposal of Assets.	56,527.37	-
g) Other Income	84,159.20	26,484.00
Total H	140,686.57	26,484.00
TOTAL (A + B + C + D+ E + F + G + H)	20,979,468.35	13,369,513.78

(13)



Secretary
D..M.I. Society
- PATNA

Manager & A)
Development Management Institute
PATNA

Schedule: 15 STAFF PAYMENTS AND BENEFITS

Particulars	Current Year	Previous Year
1. Salary & Wages		-
a) Basic	20,611,583.00	16,861,885.00
b) Consolidated Pay	336,150.00	1,828,772.00
c) Conveyance allowance	560,482.00	501,574.00
d) DA	1,946,049.00	8,303,826.00
e) Deduction against absentee		-
f) EPF (Employer Contribution)	2,551,091.96	3,171,756.00
g) Grade Pay		841,501.00
h) HRA	3,218,196.00	2,434,384.00
i) SAS (8.33% - Employer Cost)	1,722,603.00	1,979,752.00
j) Deduction Resident Maint/Elec Chgs	(1,758,489.00)	-1,383,985.00
k) EL Encashment	76,910.00	1,009,282.00
l) EL Encashment (Vacation for faculty)	139,073.00	1,184,771.00
j) ML	233,418.00	43,218.00
k) Faculty Development	88,078.00	398,052.00
2. Allowance & Bonus (Training Allowance)	360,900.00	22,698.00
3. Contribution to Provident Fund		
4. Contribution to ESI		
5. Contribution to Other Fund for Employee Welfare		
Leave Salary Contribution	100,194.00	31,643.00
Pension Contribution	376,909.00	76,109.00
6. Staff Welfare Expenses		
7. Retirement & Terminal Benefits		
8. LTC Facility	58,151.00	
9. Medical Facilities	566,868.00	512,528.00
10. Children Education Allowance		
11. Honorarium	2,658,935.00	2,495,407.00
12. TA / DA Expenses		
13. Others (Specify)		
(a) EPF Admin Charges	130,152.00	195,721.00
(b) Facility for faculty residence		900.00
(c) Outsource Staffs	3,572,588.00	2,654,506.00
(d) Capacity Building & Training		
(e) Self Learning/ Development Expense	45,558.82	12,499.00
(f) CUG to Faculty/Staffs	63,586.00	81,764.00
TOTAL	37,658,986.78	43,258,563.00

(14)



Secretary
D.M.I. Society
PATNA

Manager (F & A)
Development Management Institute
PATNA

Schedule: 16 ACADEMIC EXPENSES


Particulars	Current Year	Previous Year
1. Laboratory Expenses		
2. Field Work / Participation		
3. Seminar / Workshop	21,500.00	164,699.00
Symposium	1,633,120.00	4,372,768.54
suvikas fest		2,398,829.00
4. Travelling & Hospitality of Guest Faculty	609,863.38	995,226.67
5. Examination		
6. Staff Welfare Expenses		
7. Admission Expenses		
PDM Admission	5,513,164.00	2,781,289.00
PDM Advertisement & Promotion	5,700.00	583,536.00
PDM Placement	636,864.50	116,992.00
8. Convocation Expenses	1,492,061.10	1,551,582.00
9. Publications		
10. Stipend / means-cum-merit scholarship	12,479,000.00	9,995,500.00
11. Subscription Expenses		
Periodicals, Journals & Subscription	532,490.00	101,661.00
Database/ E-Journals		530,576.00
12. Others (Specify)		
Student Medical Insurance/Expense	189,396.00	178,233.00
Experimental Learning	303,365.00	1,312,005.00
Learning Resources	2,266,177.00	979,083.00
Misc Academic Expenses	283,409.00	530,285.00
TOTAL	25,966,109.98	26,592,265.21

Schedule: 17 ADMINISTRATIVE AND GENERAL EXPENSES

Particulars	Current Year	Previous Year
1. Electricity and Power	2,162,441.00	1,939,439.00
2. Water Charges		-
3. Insurance	43,219.00	-
4. Rent, Rates and Taxes		
Rent	20,621,554.00	18,422,854.00
Lease Rent	15,000.00	12,500.00
5. Postage and Telegram	30,406.00	18,976.00
6. Telephone and Internet Charges	857,083.00	697,677.00
7. Printing & Stationery	359,896.00	960,885.00
8. Travelling, Conveyance & Hospitality Expenses	177,729.00	909,822.00
9. Expenses on seminar / workshops		
Workshop-TNA	22,750.00	
Workshop-BRLPS	65,605.00	
10. Auditors Remuneration		
Internal Audit	211,840.00	211,840.00
Statutory Audit	64,900.00	64,900.00
11. Professional Charge	387,580.00	39,000.00
12. Advertisement & Publicity	664,191.00	-
13. Magazines & Journals		
14. Others (Specify)		
Recruitment	1,245,597.50	281,946.00
Guest House/Canteen Exp	228,632.14	256,521.00
Faculty Quarter Exp	18,556.00	
Board Meeting Expenses	171,929.30	
Office Expense	623,124.25	676,457.00
TOTAL	27,972,033.19	24,492,817.00

Manager (F & A)
Development Management Institute
PATNA

Secretary
D.M.I. Society
PATNA



Schedule: 18 TRANSPORTATION EXPENSES

Particulars	Current Year	Previous Year
1. Vehicles (Owned by Educational Institution)	-	-
a. Running Expenses	-	-
b. Repair and Maintenance	-	-
c. Insurance Expenses	-	-
2. Vehicles taken on Rent / lease	-	-
a. Rent / lease Expenses	2,003,239.00	2,179,637.00
TOTAL	2,003,239.00	2,179,637.00

Schedule: 19 REPAIR AND MAINTENANCE

Particulars	Current Year	Previous Year
1. Building & Site Development	1,093,351.00	-
2. Furniture and Fixtures	-	-
3. Plant and Machinery	-	-
4. Office Equipments	-	-
5. Cleaning Material & Services	-	-
6. Others (Specify)	-	-
Spares & AMC	280,939.00	1,051,809.00
Electrical Equipement	40,494.00	-
Generator Expenses	62,425.00	-
Website Maintenance/IT Expenses	154,853.20	856,300.00
TOTAL	1,632,062.20	1,908,109.00

Schedule: 20 FINANCE COSTS

Particulars	Current Year	Previous Year
1. Interests on Fixed Loans	-	-
2. Interests on Other Loans	-	-
3. Bank Charges	-	-
4. Others (Specify)	-	-
TOTAL	-	-

Schedule: 21 OTHER EXPENSES

Particulars	Current Year	Previous Year
1. Provisions for Bad and Doubtful Debts / Advances	-	-
2. Irrecoverable Balance Written Off	-	-
3. Others (Specify)	-	-
Bank Charges	112.70	3,761.23
Hostel Expenses	224,718.48	576,501.25
CARE Centres		
CARE Centres-CEP Leadership & Governance		360,961.00
CARE Centres-MGNREGA		561,118.00
CARE Centres-Envoiremental Management		71,435.00
CARE Centre-NIRD/NRLM	299,330.00	580,601.00
CARE Centre-MANAGE		3,650.00
CARE Centres-GRC		208,369.00
CARE Centres- AKRSP	10,040.00	-
CARE Centres-Social Welfare Deptt	163,974.00	-
CARE Centres-Industries Department	2,363,057.00	-
CARE Centres -BRLPS		95,053.00
CARE Centres -CEE Case Study		213,890.00
CARE Centres NDDB		35,479.00
CARE Centres- UEL PARTICIPANT	42,152.00	-
CARE Centres- AMRAKH	472,741.00	-
CARE Centres AC & ABC	235,622.00	-
CARE Centres Bhithiharwa	5,256,278.00	-
CARE Centres-GAD Expenses	83,870.00	-
CARE Centres-UNICEF	1,000,445.00	5,974,411.00
TOTAL	10,152,340.18	8,685,229.48



(16)

Secretary
Manager (F & A)
D.M.I. Society Development Management Institute
PATNA PATNA

DEPRECIATION SCHEDULE

ASSET CATEGORY - LAND AT BIHTA

Name of item	Date of Purchase	Reporting Date (Opening)	Reporting Date (Closing)	Difference	Gross Value (as on 01.04.2018)/Addition during the year	Depreciation Rate	Depreciation Amount	Net Value (as on 31.03.2019)
Bihta - Land Cost	05/05/2017	01/04/2018	31/03/2019	365	304,966,129.00	0%	-	304,966,129.00
Bihta - Land Demarcation Fee	05/05/2017	01/04/2018	31/03/2019	365	1,000.00	0%	-	1,000.00
Bihta - Land Maintenance Charge	05/05/2017	01/04/2018	31/03/2019	365	14,946,428.00	0%	-	14,946,428.00
GRAND TOTAL					319,913,557.00			319,913,557.00

ASSET CATEGORY - BIHTA Campus Work in Progress

Name of item	Date of Purchase	Reporting Date (Opening)	Reporting Date (Closing)	Difference	Gross Value (as on 01.04.2018)/Addition during the year	Depreciation Rate	Depreciation Amount	Net Value (as on 31.03.2019)
Bihta Campus	30/08/2017	01/04/2018	31/03/2019	365	38,383.00	0%	-	38,383.00
Bihta Campus	31/08/2017	01/04/2018	31/03/2019	365	12,256.00	0%	-	12,256.00
Bihta Campus	01/09/2017	01/04/2018	31/03/2019	365	9,987.00	0%	-	9,987.00
Bihta Campus	07/09/2017	01/04/2018	31/03/2019	365	27,069.00	0%	-	27,069.00
Bihta Campus	09/09/2017	01/04/2018	31/03/2019	365	15,558.00	0%	-	15,558.00
Bihta Campus	11/09/2017	01/04/2018	31/03/2019	365	30,228.00	0%	-	30,228.00
Bihta Campus	20/09/2017	01/04/2018	31/03/2019	365	38,682.00	0%	-	38,682.00
Bihta Campus	26/09/2017	01/04/2018	31/03/2019	365	17,160.00	0%	-	17,160.00
Bihta Campus	26/09/2017	01/04/2018	31/03/2019	365	150.00	0%	-	150.00
Bihta Campus-Transportation	16/10/2017	01/04/2018	31/03/2019	365	3,190.00	0%	-	3,190.00
Bihta Campus	13/11/2017	01/04/2018	31/03/2019	365	5,498.00	0%	-	5,498.00
Bihta Campus	17/11/2017	01/04/2018	31/03/2019	365	676,367.00	0%	-	676,367.00
Bihta Campus-travelling	08/12/2017	01/04/2018	31/03/2019	365	11,515.00	0%	-	11,515.00
Bihta Campus-advertisement	20/12/2017	01/04/2018	31/03/2019	365	162,866.00	0%	-	162,866.00
Bihta Campus-travelling	10/01/2018	01/04/2018	31/03/2019	365	6,079.00	0%	-	6,079.00
lap (Total A)					1,054,988.00			1,054,988.00
Bihta Campus-Advertisement	19/09/2018	01/04/2018	31/03/2019	194	36,536.00	0%	-	36,536.00
lap (Total B)					36,536.00			36,536.00
lap (Total A+B)					1,091,524.00			1,091,524.00

(17)



Secretary
D.M.I. Society
- PATNA

Manager (F & A)
Development Management Institute
PATNA

ASSET CATEGORY - FURNITURE & FIXTURES

Name of item	Date of Purchase	Reporting Date (Opening)	Reporting Date (Closing)	Difference	Gross Value (as on 01.04.2018)/Addition during the year	Depreciation Rate	Depreciation Amount	Net Value (as on 31.03.2019)
Mattress	23/07/2014	01/04/2018	31/03/2019	365	12,086.01	25%	3,021.50	9,064.51
Cot	31/07/2014	01/04/2018	31/03/2019	365	28,319.79	25%	7,079.95	21,239.84
Table	03/09/2014	01/04/2018	31/03/2019	365	32,535.30	25%	8,133.83	24,401.48
Furniture & Fixtures	07/10/2014	01/04/2018	31/03/2019	365	175,668.69	25%	43,917.17	131,751.51
Bed	03/11/2014	01/04/2018	31/03/2019	365	9,897.03	25%	2,474.26	7,422.78
Mattress	13/11/2014	01/04/2018	31/03/2019	365	4,583.99	25%	1,146.00	3,437.99
Wooden Rack, Almira	22/11/2014	01/04/2018	31/03/2019	365	10,621.11	25%	2,655.28	7,965.83
Bed, Table	03/01/2015	01/04/2018	31/03/2019	365	118,517.70	25%	29,629.43	88,888.28
Mattress	02/02/2015	01/04/2018	31/03/2019	365	62,066.62	25%	15,516.66	46,549.97
Book Case, Storvel	21/03/2015	01/04/2018	31/03/2019	365	182,769.83	25%	45,692.46	137,077.37
sofa, Lounge Chair, Jennifer Chair	31/03/2015	01/04/2018	31/03/2019	365	89,789.77	25%	22,447.44	67,342.32
Furniture & Fixtures	31/03/2015	01/04/2018	31/03/2019	365	1,733,315.20	25%	433,328.80	1,299,986.40
Coffer	07/10/2014	01/04/2018	31/03/2019	365	2,524.52	25%	631.13	1,893.39
Furniture & Furnitures	27/03/2015	01/04/2018	31/03/2019	365	1,450,842.93	25%	362,710.73	1,088,132.20
Almira	26/05/2015	01/04/2018	31/03/2019	365	267,833.28	25%	66,958.32	200,874.96
Almira	28/07/2015	01/04/2018	31/03/2019	365	64,667.80	25%	16,166.95	48,500.85
Bed/Mattress	14/05/2015	01/04/2018	31/03/2019	365	73,649.45	25%	18,412.36	55,237.09
Bed/Mattress	26/05/2015	01/04/2018	31/03/2019	365	221,850.21	25%	55,462.55	166,387.66
Bed/Mattress	02/07/2015	01/04/2018	31/03/2019	365	40,969.49	25%	10,242.37	30,727.12
Bed/Mattress	02/07/2015	01/04/2018	31/03/2019	365	46,263.88	25%	11,565.97	34,697.91
Bed/Mattress	02/07/2015	01/04/2018	31/03/2019	365	83,568.41	25%	20,892.10	62,676.31
Bed/Mattress	02/07/2015	01/04/2018	31/03/2019	365	26,914.42	25%	6,728.61	20,185.82
Bed/Mattress	19/09/2015	01/04/2018	31/03/2019	365	19,774.49	25%	4,943.62	14,830.87
Bed/Mattress	02/11/2015	01/04/2018	31/03/2019	365	16,371.69	25%	4,092.92	12,278.77
Bed/Mattress	23/02/2016	01/04/2018	31/03/2019	365	5,603.98	25%	1,400.99	4,202.98
Bed/Mattress	14/03/2016	01/04/2018	31/03/2019	365	86,957.29	25%	21,739.32	65,217.96
Kitchen Crockery	12/06/2015	01/04/2018	31/03/2019	365	86,796.02	25%	21,699.00	65,097.01
Sofa	30/05/2015	01/04/2018	31/03/2019	365	77,328.78	25%	19,332.20	57,996.59
Sofa	20/06/2015	01/04/2018	31/03/2019	365	15,071.62	25%	3,767.90	11,303.71
Table & Chair	02/11/2015	01/04/2018	31/03/2019	365	13,144.48	25%	3,286.12	9,858.36
Table & Chair	04/05/2015	01/04/2018	31/03/2019	365	6,524.01	25%	1,631.00	4,893.01
Table & Chair	14/05/2015	01/04/2018	31/03/2019	365	284,966.16	25%	71,241.54	213,724.62
Table & Chair	06/05/2015	01/04/2018	31/03/2019	365	40,699.25	25%	10,174.81	30,524.44
Table & Chair	30/05/2015	01/04/2018	31/03/2019	365	3,834.82	25%	958.71	2,876.12
Table & Chair	02/07/2015	01/04/2018	31/03/2019	365	101,858.93	25%	25,464.73	76,394.20
Table & Chair	02/07/2015	01/04/2018	31/03/2019	365	51,386.78	25%	12,846.70	38,540.09
Table & Chair	28/07/2015	01/04/2018	31/03/2019	365	30,157.28	25%	7,539.32	22,617.96
Table & Chair	26/08/2015	01/04/2018	31/03/2019	365	880,108.16	25%	220,027.04	660,081.12
Table & Chair	13/10/2015	01/04/2018	31/03/2019	365	206,945.76	25%	51,736.44	155,209.32
Table & Chair	17/10/2015	01/04/2018	31/03/2019	365	991,639.45	25%	247,909.86	743,729.59
Table & Chair	Development Management Institute	01/04/2018	31/03/2019	365	36,882.11	25%	9,220.53	27,661.58
Table & Chair	28/11/2015	01/04/2018	31/03/2019	365	38,401.14	25%	9,600.28	28,800.85
Table & Chair	23/02/2016	01/04/2018	31/03/2019	365	41,360.69	25%	10,340.17	31,020.52

(18)

Visitor Chair	05/01/2016	01/04/2018	31/03/2019	365	184,608.60	25%	46,152.15	138,456.45
Budha Statue	05/02/2016	01/04/2018	31/03/2019	365	6,289.48	25%	1,572.37	4,717.11
Misc Purchase Prog Adv	12/03/2016	01/04/2018	31/03/2019	365	3,914.57	25%	978.64	2,935.93
Furniture -Use Fabricators	12/05/2015	01/04/2018	31/03/2019	365	3,253,579.67	25%	813,394.92	2,440,184.75
Furniture -Use Fabricators	18/08/2015	01/04/2018	31/03/2019	365	3,031,895.21	25%	757,973.80	2,273,921.41
Furniture -Use Fabricators	26/06/2015	01/04/2018	31/03/2019	365	2,451,780.42	25%	612,945.10	1,838,835.31
Furniture -Use Fabricators	19/03/2016	01/04/2018	31/03/2019	365	3,801,803.71	25%	950,450.93	2,851,352.79
UPVC Windows	12/07/2016	01/04/2018	31/03/2019	365	112,968.31	25%	28,242.08	84,726.23
Furniture -Use Fabricators	25/07/2016	01/04/2018	31/03/2019	365	75,170.21	25%	18,792.55	56,377.66
Furniture -Use Fabricators	22/08/2016	01/04/2018	31/03/2019	365	4,500,495.46	25%	1,125,123.87	3,375,371.60
Bed/Mattress	16/11/2016	01/04/2018	31/03/2019	365	55,246.17	25%	13,811.54	41,434.63
Table & Chair	16/11/2016	01/04/2018	31/03/2019	365	253,701.98	25%	63,425.49	190,276.48
Furniture -Use Fabricators	13/01/2017	01/04/2018	31/03/2019	365	212,484.63	25%	53,121.16	159,363.47
Furniture -Use Fabricators	07/03/2017	01/04/2018	31/03/2019	365	235,499.72	25%	58,874.93	176,624.79
Furniture -Use Fabricators	31/03/2017	01/04/2018	31/03/2019	365	916,586.52	25%	229,146.63	687,439.89
TOTAL (A)					26,871,093.01		6,717,773.25	20,153,319.76
Bed/Mattress	23/08/2017	01/04/2018	31/03/2019	365	173,911.47	25%	43,477.87	130,433.60
Bed/Mattress	12/09/2017	01/04/2018	31/03/2019	365	41,046.85	25%	10,261.71	30,785.14
Furniture -Use Fabricators	26/08/2017	01/04/2018	31/03/2019	365	500,032.60	25%	125,008.15	375,024.45
Almirah	21/12/2017	01/04/2018	31/03/2019	365	378,390.28	25%	94,597.57	283,792.71
Bed/Mattress	21/12/2017	01/04/2018	31/03/2019	365	218,318.70	25%	54,579.67	163,739.02
Bed/Mattress	29/12/2017	01/04/2018	31/03/2019	365	68,911.78	25%	17,227.95	51,683.84
Table & Chair	21/12/2017	01/04/2018	31/03/2019	365	111,458.48	25%	27,864.62	83,593.86
Table & Chair	29/12/2017	01/04/2018	31/03/2019	365	225,473.54	25%	56,368.39	169,105.16
Gyser/Fan/Iron	12/03/2018	01/04/2018	31/03/2019	365	218,214.25	25%	54,553.56	163,660.68
Room Heater	15/01/2018	01/04/2018	31/03/2019	365	49,293.15	25%	12,323.29	36,969.86
Fire Extinguishers	31/03/2018	01/04/2018	31/03/2019	365	258,331.94	25%	64,582.98	193,748.95
TOTAL (B)					2,243,383.04		560,845.76	1,682,537.28
Gyser/Fan/Iron	20/06/2018	01/04/2018	31/03/2019	285	28,906.00	25%	5,642.61	23,263.39
Almirah	16/07/2018	01/04/2018	31/03/2019	259	135,187.00	25%	23,981.80	111,205.20
Bed/Mattress	16/07/2018	01/04/2018	31/03/2019	259	36,732.00	25%	6,516.16	30,215.84
Bed/Mattress	16/07/2018	01/04/2018	31/03/2019	259	110,959.00	25%	19,683.82	91,275.18
Table & Chair	16/07/2018	01/04/2018	31/03/2019	259	66,178.00	25%	11,739.80	54,438.20
Table & Chair	26/07/2018	01/04/2018	31/03/2019	249	177,458.00	25%	30,265.10	147,192.90
Table & Chair	24/09/2018	01/04/2018	31/03/2019	189	17,786.00	25%	2,302.43	15,483.57
Table & Chair	11/01/2019	01/04/2018	31/03/2019	80	17,882.00	25%	979.84	16,902.16
Table & Chair	11/01/2019	01/04/2018	31/03/2019	80	290,425.00	25%	15,913.70	274,511.30
Bed/Mattress	16/07/2018	01/04/2018	31/03/2019	259	26,584.00	25%	4,715.93	21,868.07
Table & Chair	16/07/2018	01/04/2018	31/03/2019	259	11,912.00	25%	2,113.16	9,798.84
Table & Chair	26/07/2018	01/04/2018	31/03/2019	249	31,942.00	25%	5,447.64	26,494.36
Table & Chair	24/09/2018	01/04/2018	31/03/2019	189	3,201.00	25%	414.38	2,786.62
Table & Chair	24/09/2018	01/04/2018	31/03/2019	80	3,218.00	25%	176.33	3,041.67
Table & Chair	11/01/2019	01/04/2018	31/03/2019	80	81,319.00	25%	4,455.84	76,863.16
TOTAL (C)					1,039,689.00		134,348.52	905,340.48
GRAND TOTAL (A+B+C)					30,154,165.05		7,412,967.53	22,741,197.52

(19)

ASSET CATEGORY - COMPUTER/PERIPHERALS

Name of item	Date of Purchase	Reporting Date (Opening)	Reporting Date (Closing)	Difference	Gross Value (as on 01.04.2018)/Addition during the year	Depreciation Rate	Depreciation Amount	Net Value (as on 31.03.2019)
Desktop	01/04/2014	01/04/2018	31/03/2019	365	185,927.73	40%	74,371.09	111,556.64
Printer	01/04/2014	01/04/2018	31/03/2019	365	81,650.67	40%	32,660.27	48,990.40
Mini Laptop	27/12/2014	01/04/2018	31/03/2019	365	51,421.00	40%	20,568.40	30,852.60
Hanging Projector	31/03/2015	01/04/2018	31/03/2019	365	6,156.00	40%	2,462.40	3,693.60
Desktop	31/03/2015	01/04/2018	31/03/2019	365	363,288.24	40%	145,315.30	217,972.94
Software	17/03/2015	01/04/2018	31/03/2019	365	56,265.03	40%	22,506.01	33,759.02
Software	12/04/2014	01/04/2018	31/03/2019	365	21,302.80	40%	8,521.12	12,781.68
Printer & Toner	09/05/2015	01/04/2018	31/03/2019	365	4,966.32	40%	1,986.53	2,979.79
Printer, computer accessories	09/05/2015	01/04/2018	31/03/2019	365	11,526.49	40%	4,610.60	6,915.89
Laptop & Projector	16/06/2015	01/04/2018	31/03/2019	365	17,932.20	40%	7,172.88	10,759.32
Laptops	04/07/2015	01/04/2018	31/03/2019	365	96,170.25	40%	38,468.10	57,702.15
Laptops	23/07/2015	01/04/2018	31/03/2019	365	30,899.67	40%	12,359.87	18,539.80
Desktop	03/02/2016	01/04/2018	31/03/2019	365	35,776.31	40%	14,310.52	21,465.78
Software- office pro plus	27/06/2016	01/04/2018	31/03/2019	365	114,616.27	40%	45,846.51	68,769.76
Software - Anti Virus	13/10/2015	01/04/2018	31/03/2019	365	24,452.46	40%	9,780.98	14,671.47
Software	26/02/2016	01/04/2018	31/03/2019	365	5,545.38	40%	2,218.15	3,327.23
SPSS Software	23/09/2015	01/04/2018	31/03/2019	365	375,002.01	40%	150,000.81	225,001.21
Printer & Scanner	04/06/2015	01/04/2018	31/03/2019	365	6,272.48	40%	2,508.99	3,763.49
Printer & Scanner	28/11/2015	01/04/2018	31/03/2019	365	13,179.50	40%	5,271.80	7,907.70
Printer & Toner	14/03/2016	01/04/2018	31/03/2019	365	20,067.05	40%	8,026.82	12,040.23
Router & Switch	29/01/2016	01/04/2018	31/03/2019	365	9,881.64	40%	3,952.66	5,928.99
Hard Disk	26/04/2016	01/04/2018	31/03/2019	365	9,410.96	40%	3,764.38	5,646.58
Software	30/05/2016	01/04/2018	31/03/2019	365	4,537.48	40%	1,814.99	2,722.49
Software	04/06/2016	01/04/2018	31/03/2019	365	196,759.72	40%	78,703.89	118,055.83
Harddisk	27/07/2016	01/04/2018	31/03/2019	365	54,616.44	40%	21,846.58	32,769.86
Laptop	25/07/2016	01/04/2018	31/03/2019	365	39,084.38	40%	15,633.75	23,450.63
Software	22/08/2016	01/04/2018	31/03/2019	365	29,159.02	40%	11,655.61	17,483.41
Printer & Scanner	16/05/2016	01/04/2018	31/03/2019	365	7,324.27	40%	2,929.71	4,394.56
Software	31/03/2017	01/04/2018	31/03/2019	365	54,702.59	40%	21,881.03	32,821.55
Printer & Scanner	21/01/2017	01/04/2018	31/03/2019	365	20,839.90	40%	8,335.96	12,503.94
TOTAL - (A)					1,948,714.27		779,485.71	1,169,228.56
Projector - K YAN	19/05/2017	01/04/2018	31/03/2019	365	231,393.36	40%	92,557.34	138,836.02
Projector-Screen	28/08/2017	01/04/2018	31/03/2019	365	22,135.34	40%	8,854.14	13,281.21
Software	31/08/2017	01/04/2018	31/03/2019	365	33,809.04	40%	13,523.62	20,285.42
CANON BW Copier	23/03/2018	01/04/2018	31/03/2019	365	1,572,664.28	40%	629,065.71	943,598.57
CONON COLOUR COPIER	31/03/2018	01/04/2018	31/03/2019	365	1,853,469.57	40%	741,387.83	1,112,081.74
TOTAL - (B)					3,713,471.59		1,485,388.64	2,228,082.96
Hard Disk	11/05/2018	01/04/2018	31/03/2019	325	11,300.00	40%	4,024.66	7,275.34
Laptop	20/06/2018	01/04/2018	31/03/2019	285	25,169.00	40%	7,861.00	17,308.00
Laptop	11/07/2018	01/04/2018	31/03/2019	264	59,400.00	40%	17,185.32	42,214.68
Hard Disk	06/11/2018	01/04/2018	31/03/2019	146	5,178.00	40%	828.48	4,349.52
Hard Disk	30/11/2018	01/04/2018	31/03/2019	122	8,278.00	40%	1,106.76	7,171.24
Hard Disk	14/12/2018	01/04/2018	31/03/2019	108	5,499.00	40%	650.84	4,848.16
Hard Disk	20/12/2018	01/04/2018	31/03/2019	102	5,169.00	40%	577.80	4,591.20
Hard Disk	20/12/2018	01/04/2018	31/03/2019	102	3,898.00	40%	435.72	3,462.28
Hard Disk	20/12/2018	01/04/2018	31/03/2019	102	5,499.00	40%	614.68	4,884.32
Hard Disk	01/01/2019	01/04/2018	31/03/2019	90	8,199.00	40%	808.67	7,390.33
Software	07/01/2019	01/04/2018	31/03/2019	84	35,000.00	40%	3,221.92	31,778.08
Projector	31/03/2019	01/04/2018	31/03/2019	1	247,021.00	40%	270.71	246,750.29
TOTAL - (C)					419,610.00		37,586.55	382,023.45
GRAND TOTAL (A+B+C)					6,081,795.87		2,302,460.89	3,779,334.97



(20)

Secretary
D.M.I. Society
PATNA

Manager (F & A)
Development Management Institute
PATNA

ASSET CATEGORY -ELECTRIC INSTALLATIONS

Name of item	Date of Purchase	Reporting Date (Opening)	Reporting Date (Closing)	Difference	Gross Value (as on 01.04.2018)/Addition during the year	Depreciation Rate	Depreciation Amount	Net Value (as on 31.03.2019)
FAN	04/08/2014	01/04/2018	31/03/2019	365	6,669.79	20%	1,333.96	5,335.83
FAN, Kettle	13/09/2014	01/04/2018	31/03/2019	365	6,078.48	20%	1,215.70	4,862.78
FAN	15/09/2014	01/04/2018	31/03/2019	365	1,438.71	20%	287.74	1,150.96
Fan, Geyser	03/11/2014	01/04/2018	31/03/2019	365	13,203.99	20%	2,640.80	10,563.19
Printer	09/12/2014	01/04/2018	31/03/2019	365	18,069.76	20%	3,613.95	14,455.81
Freez, LED TV, Microwave	19/01/2015	01/04/2018	31/03/2019	365	95,266.90	20%	19,053.38	76,213.52
FA - Geyser	12/08/2014	01/04/2018	31/03/2019	365	20,123.70	20%	4,024.74	16,098.96
FA - Geyser	10/03/2015	01/04/2018	31/03/2019	365	40,053.43	20%	8,010.69	32,042.74
FA - LG Fridge	22/08/2014	01/04/2018	31/03/2019	365	6,704.98	20%	1,341.00	5,363.99
FA - Water Dispenser	04/08/2014	01/04/2018	31/03/2019	365	5,027.92	20%	1,005.58	4,022.34
FA - Water Dispenser	17/01/2015	01/04/2018	31/03/2019	365	7,274.50	20%	1,454.90	5,819.60
FA - Water Dispenser	27/01/2015	01/04/2018	31/03/2019	365	30,252.72	20%	6,050.54	24,202.18
AC & Stabilizer	11/04/2015	01/04/2018	31/03/2019	365	263,320.90	20%	52,664.18	210,656.72
AC	27/05/2015	01/04/2018	31/03/2019	365	74,429.37	20%	14,885.87	59,543.50
AC	27/05/2015	01/04/2018	31/03/2019	365	140,352.33	20%	28,070.51	112,281.82
AC	15/09/2015	01/04/2018	31/03/2019	365	22,252.01	20%	4,450.40	17,801.61
AC	17/03/2016	01/04/2018	31/03/2019	365	41,598.42	20%	8,319.68	33,278.74
Camera	28/09/2015	01/04/2018	31/03/2019	365	12,020.08	20%	2,404.02	9,616.06
Camera	07/12/2015	01/04/2018	31/03/2019	365	41,347.33	20%	8,269.47	33,077.87
CCITV Camera	15/10/2015	01/04/2018	31/03/2019	365	155,200.81	20%	31,040.16	124,160.65
Coffee m/c	29/05/2015	01/04/2018	31/03/2019	365	39,273.36	20%	7,854.67	31,418.69
Coffee m/c	29/05/2015	01/04/2018	31/03/2019	365	39,273.36	20%	7,854.67	31,418.69
Cooler	26/05/2015	01/04/2018	31/03/2019	365	68,807.07	20%	13,761.41	55,045.65
Cooler	26/05/2015	01/04/2018	31/03/2019	365	31,574.43	20%	6,314.89	25,259.54
Cooler	07/07/2015	01/04/2018	31/03/2019	365	51,816.96	20%	10,363.39	41,453.57
Geyser	19/09/2015	01/04/2018	31/03/2019	365	32,727.96	20%	6,545.59	26,182.37
Geyser	31/10/2015	01/04/2018	31/03/2019	365	90,233.83	20%	18,046.77	72,187.06
Kent RO	27/05/2015	01/04/2018	31/03/2019	365	32,536.27	20%	6,507.25	26,029.01
Kent RO	27/06/2015	01/04/2018	31/03/2019	365	198,016.00	20%	39,603.20	158,412.80
Kent RO	27/08/2015	01/04/2018	31/03/2019	365	23,401.91	20%	4,680.38	18,721.53
Microwave Oven	27/05/2015	01/04/2018	31/03/2019	365	22,966.78	20%	4,593.36	18,373.42
Microwave Oven	15/09/2015	01/04/2018	31/03/2019	365	6,162.10	20%	1,232.42	4,929.68
Refrigerator	27/05/2015	01/04/2018	31/03/2019	365	29,984.40	20%	5,996.88	23,987.52
Television	27/05/2015	01/04/2018	31/03/2019	365	49,974.01	20%	9,994.80	39,979.20
Television	27/05/2015	01/04/2018	31/03/2019	365	49,974.01	20%	9,994.80	39,979.20
Television	20/06/2015	01/04/2018	31/03/2019	365	26,462.68	20%	5,292.54	21,170.15
Television	15/09/2015	01/04/2018	31/03/2019	365	13,408.26	20%	2,681.65	10,726.61
Television	17/03/2016	01/04/2018	31/03/2019	365	14,924.62	20%	2,984.92	11,939.70
Washing Machine	07/04/2015	01/04/2018	31/03/2019	365	50,382.20	20%	10,076.44	40,305.76
Washing Machine	27/05/2015	01/04/2018	31/03/2019	365	29,771.75	20%	5,954.35	23,817.40
Washing Machine	27/05/2015	01/04/2018	31/03/2019	365	14,885.87	20%	2,977.17	11,908.70
Genset	19/03/2016	01/04/2018	31/03/2019	365	1,937,347.20	20%	387,469.44	1,549,877.76
RFID SYSTEM	18/11/2016	01/04/2018	31/03/2019	365	1,945,301.94	20%	389,060.39	1,556,241.55
CCTV Camera	04/10/2016	01/04/2018	31/03/2019	365	149,463.65	20%	29,892.73	119,570.92
CCTV Camera	04/10/2016	01/04/2018	31/03/2019	365	111,226.51	20%	22,245.30	88,981.21
Genset	22/09/2016	01/04/2018	31/03/2019	365	45,009.94	20%	9,001.99	36,007.95
Audio Visual System	31/03/2017	01/04/2018	31/03/2019	365	9,570.75	20%	1,914.15	7,656.60
Television	07/02/2017	01/04/2018	31/03/2019	365	17,477.26	20%	3,495.45	13,981.81
TOTAL - (A)					6,132,641.40		1,226,528.28	4,906,113.12

(21)



Name of item	Date of Purchase	Reporting Date (Opening)	Reporting Date (Closing)	Difference	Gross Value (as on 01.04.2018)/Addition during the year	Depreciation Rate	Depreciation Amount	Net Value (as on 31.03.2019)
Genset - Remote Data Communicator	07/06/2017	01/04/2018	31/03/2019	365	10,818.69	20%	2,163.74	8,654.95
Washing Machine	22/07/2017	01/04/2018	31/03/2019	365	15,935.34	20%	3,187.07	12,748.27
Kent RO	22/07/2017	01/04/2018	31/03/2019	365	12,263.32	20%	2,452.66	9,810.66
AC	22/07/2017	01/04/2018	31/03/2019	365	179,164.93	20%	35,832.99	143,331.95
Kent RO	26/09/2017	01/04/2018	31/03/2019	365	2,300.38	20%	460.08	1,840.30
Kent RO	12/10/2017	01/04/2018	31/03/2019	365	15,225.86	20%	3,045.17	12,180.69
Kent RO	17/11/2017	01/04/2018	31/03/2019	365	15,557.26	20%	3,111.45	12,445.81
AC	21/12/2017	01/04/2018	31/03/2019	365	153,034.52	20%	30,606.90	122,427.62
Microwave Oven	21/12/2017	01/04/2018	31/03/2019	365	11,808.22	20%	2,361.64	9,446.58
Refrigerator	21/12/2017	01/04/2018	31/03/2019	365	14,831.12	20%	2,966.22	11,864.90
Stabilizer	21/12/2017	01/04/2018	31/03/2019	365	11,335.89	20%	2,267.18	9,068.71
Television	21/12/2017	01/04/2018	31/03/2019	365	19,837.81	20%	3,967.56	15,870.25
Kent RO	12/03/2018	01/04/2018	31/03/2019	365	16,615.89	20%	3,323.18	13,292.71
WIRO Winding Machine	03/01/2018	01/04/2018	31/03/2019	365	13,610.47	20%	2,722.09	10,888.37
WIRO Winding Machine	07/02/2018	01/04/2018	31/03/2019	365	13,884.71	20%	2,776.94	11,107.77
TOTAL - (B)					506,224.42		101,244.88	404,979.54
Cooler	22/06/2018	01/04/2018	31/03/2019	283	136,525.00	20%	21,170.73	115,354.27
Kent RO	20/06/2018	01/04/2018	31/03/2019	285	27,966.00	20%	4,367.29	23,598.71
Washing Machine	20/06/2018	01/04/2018	31/03/2019	285	48,124.00	20%	7,515.25	40,608.75
Sanitary Napkin Machine	29/05/2018	01/04/2018	31/03/2019	307	65,696.00	20%	11,051.33	54,644.67
Cooler	31/07/2018	01/04/2018	31/03/2019	244	166,864.00	20%	22,309.49	144,554.51
wire	06/07/2018	01/04/2018	31/03/2019	269	22,945.00	20%	3,382.03	19,562.97
Kent RO	24/08/2018	01/04/2018	31/03/2019	220	24,576.00	20%	2,962.59	21,613.41
CCTV Camera	31/03/2019	01/04/2018	31/03/2019	1	100,796.00	20%	55.23	100,740.77
Cooler	22/06/2018	01/04/2018	31/03/2019	283	54,611.00	20%	8,468.45	46,142.55
wire	06/07/2018	01/04/2018	31/03/2019	269	4,130.00	20%	608.75	3,521.25
Kent RO	20/06/2018	01/04/2018	31/03/2019	285	5,034.00	20%	786.13	4,247.87
Kent RO	24/08/2018	01/04/2018	31/03/2019	220	4,424.00	20%	533.30	3,890.70
Washing Machine	20/06/2018	01/04/2018	31/03/2019	285	13,476.00	20%	2,104.47	11,371.53
TOTAL - (C)					675,167.00	2.60	85,315.04	589,851.96
TOTAL - (A + B+C)					7,314,032.82		1,413,088.20	5,900,944.62

(22)



Secretary
D.M.I. Society
PATNA

Manager (F & A)
Development Management Institute
PATNA

ASSET CATEGORY - LIBRARY BOOKS

Name of item	Date of Purchase	Reporting Date (Opening)	Reporting Date (Closing)	Difference	Gross Value (as on 01.04.2018)/Addition during the year	Depreciation Rate	Depreciation Amount	Net Value (as on 31.03.2019)
Books	01/04/2014	01/04/2018	31/03/2019	365	95,379.20	20%	19,075.84	76,303.36
Books	10/03/2015	01/04/2018	31/03/2019	365	27,075.79	20%	5,415.16	21,660.63
Books	17/03/2015	01/04/2018	31/03/2019	365	58,448.13	20%	11,689.63	46,758.51
Books	24/03/2015	01/04/2018	31/03/2019	365	3,976.24	20%	795.25	3,180.99
Books	31/03/2015	01/04/2018	31/03/2019	365	6,956.54	20%	1,391.31	5,565.24
Books	31/03/2015	01/04/2018	31/03/2019	365	13,299.20	20%	2,659.84	10,639.36
Books	31/03/2015	01/04/2018	31/03/2019	365	81,255.42	20%	16,251.08	65,004.34
Books	31/03/2015	01/04/2018	31/03/2019	365	231,386.62	20%	46,277.32	185,109.30
Books	24/04/2015	01/04/2018	31/03/2019	365	27,383.02	20%	5,476.60	21,906.42
Books	09/05/2015	01/04/2018	31/03/2019	365	258,320.67	20%	51,664.13	206,656.54
Books	09/05/2015	01/04/2018	31/03/2019	365	44,153.13	20%	8,830.63	35,322.50
Books	30/05/2015	01/04/2018	31/03/2019	365	5,828.17	20%	1,165.63	4,662.53
Books	20/06/2015	01/04/2018	31/03/2019	365	17,427.03	20%	3,485.41	13,941.62
Books	20/06/2015	01/04/2018	31/03/2019	365	6,664.28	20%	1,332.86	5,331.42
Books	20/06/2015	01/04/2018	31/03/2019	365	7,844.20	20%	1,568.84	6,275.36
Books	20/06/2015	01/04/2018	31/03/2019	365	7,250.24	20%	1,450.05	5,800.19
Books	10/08/2015	01/04/2018	31/03/2019	365	10,909.95	20%	2,181.99	8,727.96
Books	10/08/2015	01/04/2018	31/03/2019	365	2,615.62	20%	523.12	2,092.50
Books	19/09/2015	01/04/2018	31/03/2019	365	13,103.19	20%	2,620.64	10,482.56
Books	05/10/2015	01/04/2018	31/03/2019	365	7,485.41	20%	1,497.08	5,988.33
Books	05/10/2015	01/04/2018	31/03/2019	365	26,056.86	20%	5,211.37	20,845.49
Books	05/11/2015	01/04/2018	31/03/2019	365	7,039.62	20%	1,407.92	5,631.70
Books	28/11/2015	01/04/2018	31/03/2019	365	15,203.38	20%	3,040.68	12,162.70
Books	22/12/2015	01/04/2018	31/03/2019	365	51,789.40	20%	10,357.88	41,431.52
Books	22/01/2016	01/04/2018	31/03/2019	365	96,300.46	20%	19,260.09	77,040.37
Books	01/03/2016	01/04/2018	31/03/2019	365	78,466.50	20%	15,693.30	62,773.20
Books	31/03/2016	01/04/2018	31/03/2019	365	29,261.44	20%	5,852.29	23,409.15
Books	31/03/2016	01/04/2018	31/03/2019	365	6,576.00	20%	1,315.20	5,260.80
Books	03/05/2016	01/04/2018	31/03/2019	365	84,368.88	20%	16,873.78	67,495.10
Books	21/06/2016	01/04/2018	31/03/2019	365	61,033.39	20%	12,206.68	48,826.72
Books	23/06/2016	01/04/2018	31/03/2019	365	9,681.08	20%	1,936.22	7,744.86
Books	05/08/2016	01/04/2018	31/03/2019	365	57,960.87	20%	11,592.17	46,368.70
Books	27/09/2016	01/04/2018	31/03/2019	365	48,449.02	20%	9,689.80	38,759.22
Books	15/11/2016	01/04/2018	31/03/2019	365	392,392.94	20%	78,478.59	313,914.35
Books	02/12/2016	01/04/2018	31/03/2019	365	35,493.15	20%	7,098.63	28,394.52
Books	02/12/2016	01/04/2018	31/03/2019	365	7,741.54	20%	1,548.31	6,193.23
Books	02/12/2016	01/04/2018	31/03/2019	365	550.08	20%	110.02	440.07
Books	26/12/2016	01/04/2018	31/03/2019	365	38,334.72	20%	7,666.94	30,667.78
Books	06/01/2017	01/04/2018	31/03/2019	365	35,435.36	20%	7,087.07	28,348.29
Books	21/02/2017	01/04/2018	31/03/2019	365	37,649.08	20%	7,529.82	30,119.26
TOTAL - (A)					2,046,545.85		409,309.17	1,637,236.68
Books	30/08/2017	01/04/2018	31/03/2019	365	113,471.78	20%	22,694.36	90,777.42
Books	02/02/2018	01/04/2018	31/03/2019	365	65,653.01	20%	13,130.60	52,522.40
Books	15/03/2018	01/04/2018	31/03/2019	365	3,419.84	20%	683.97	2,735.88
Books	17/03/2018	01/04/2018	31/03/2019	365	90,478.18	20%	18,095.64	72,382.54
TOTAL - (B)					273,022.81		54,604.56	218,418.25
Books	25/04/2018	01/04/2018	31/03/2019	341	736.00	20%	137.52	598.48
Books	26/06/2018	01/04/2018	31/03/2019	279	4,037.00	20%	617.16	3,419.84
Books	13/07/2018	01/04/2018	31/03/2019	262	666.00	20%	95.61	570.39
Books	16/07/2018	01/04/2018	31/03/2019	259	865.00	20%	122.76	742.24
Books	23/07/2018	01/04/2018	31/03/2019	252	36.00	20%	4.97	31.03
Books	27/07/2018	01/04/2018	31/03/2019	248	2,204.00	20%	299.50	1,904.50
Books	07/08/2018	01/04/2018	31/03/2019	237	11,690.00	20%	1,518.10	10,171.90
Books	13/08/2018	01/04/2018	31/03/2019	231	1,902.00	20%	240.75	1,661.25
Books	14/08/2018	01/04/2018	31/03/2019	230	10,576.00	20%	1,332.87	9,243.13
Books	29/10/2018	01/04/2018	31/03/2019	154	9,443.00	20%	796.83	8,646.17
Books	04/12/2018	01/04/2018	31/03/2019	118	1,460.00	20%	94.40	1,365.60
Books	10/12/2018	01/04/2018	31/03/2019	112	400.00	20%	24.55	375.45
Books	11/12/2018	01/04/2018	31/03/2019	111	1,404.00	20%	85.39	1,318.61
Books	04/01/2019	01/04/2018	31/03/2019	87	9,315.00	20%	444.06	8,870.94
Books	11/01/2019	01/04/2018	31/03/2019	80	8,614.00	20%	377.60	8,236.40
Books	11/02/2019	01/04/2018	31/03/2019	49	7,818.00	20%	209.91	7,608.09
Books	25/02/2019	01/04/2018	31/03/2019	35	5,290.00	20%	101.45	5,188.55
Books	08/03/2019	01/04/2018	31/03/2019	24	2,967.00	20%	39.02	2,927.98
Books	12/03/2019	01/04/2018	31/03/2019	20	4,890.64	20%	53.60	4,837.04
Books	20/03/2019	01/04/2018	31/03/2019	12	2,220.96	20%	14.60	2,206.36
Books	28/03/2019	01/04/2018	31/03/2019	4	8,248.00	20%	18.08	8,229.92
Books	29/03/2019	01/04/2018	31/03/2019	3	7,500.00	20%	12.33	7,487.67
Books	29/03/2019	01/04/2018	31/03/2019	3	1,952.00	20%	3.21	1,948.79
TOTAL - (C)					104,234.60		6,644.27	97,590.33
TOTAL - (A + B + C)					2,423,803.26		470,558.00	1,953,245.26

(23)

[Signature]
Secretary
D.M.I. Society
PATNA

[Signature]
Manager (F & A)
Development Management Institute



ASSET CATEGORY - Patents

Name of item	Date of Purchase	Reporting Date (Opening)	Reporting Date (Closing)	Difference	Gross Value (as on 01.04.2018)/Addition during the year	Depreciation Rate	Depreciation Amount	Net Value (as on 31.03.2019)
Design of DMI Certificate Folder, Memento, Attire etc	29/03/2019	01/04/2018	31/03/2019	3	2,330,000.00	20%	3,830.14	2,326,169.86
TOTAL - (A)								
					2,330,000.00		3,830.14	2,326,169.86

(24)



[Signature]
Secretary
D.M.I. Society
PATNA

[Signature]
Manager (F & A)
Development Management Institute
PATNA

SCHEDULE 22 : SIGNIFICANT ACCOUNTING POLICIES

1. Accounting Convention

- 1.1 The Financial Statements are prepared on the basis of Historical cost convention. The Institution follows Accrual System as a basis of Recognition of Major types of Expenses and Revenue.
- 1.2 The Financial statements are broadly prepared on the basis format prescribed by Ministry of HRD for Central Autonomous Bodies.

2. Inventory Valuation

There is no Inventories with the Institutions.

3. Fixed Assets

Fixed Assets are stated at cost of acquisition inclusive of freight, duties and taxes and incidental and direct expenses related to acquisition. In respect of projects under construction, related pre-operational expenses form part of the value of the assets capitalized.

4. Depreciation

The institute is charging depreciation on day basis at the following rates:

- (i) Furniture & Fixtures - 25 %
- (ii) Computer Peripherals - 40%
- (iii) Electric Installations - 20%
- (iv) Library Books - 20%
- (v) Patents - 20%

5. Revenue Recognition

Fees from participants and other income are recognized on accrual basis.

6. Government Grants

- 6.1 Government grants are accounted on realisation basis. However, where a sanction of grants pertaining to the financial year is received before the end of financial year and the grant is actually received in the next financial year and revenue Expenditure incurred on Salaries, Pension and Scholarships within the guidelines set by Government, the grant is accounted on accrual basis and an equal amount is shown as recoverable from the Government.
- 6.2 Grants in respect of fixed assets are treated as Capital Grant and shown under the head Earmarked Fund.
- 6.3 Government Grants to the extent utilized for meeting Revenue Expenditure (on accrual basis) are treated as income of the year in which expenses are incurred.
- 6.4 Unutilized grants (after excluding advances paid out of such grants) are carried forward and exhibited as a liability in the Balance Sheet.

7. Investments

Investments classified as Long term or Short term investments are carried at cost.

8. Interest on investments

Interest on Investments out of Earmarked Funds are allocated to respective Fund Accounts and other interest is recognized in Income and Expenditure Account.

9. Foreign Currency transactions

Transaction denominated in foreign currency are accounted at the exchange rate prevailing at the date of the transactions.

10. Employee Benefits

Treatment of Employee Benefit: The employees are given various welfare benefits in the form of Employee Provident Fund @ 12% , Super Annuation Scheme @ 8.33% & Accidental Medclaim.

11. Contingent Liabilities

Provision is made for all known liabilities. Contingent Liabilities, If any, are disclosed in the accounts by way of a note.

(25)


Manager (F & A)
Development Management Institute
PATNA


Secretary
D. M. I. Society
PATNA


12. Corpus Fund

Corpus/Capital fund is created to the extent of Fixed Assets capitalized during the year out of Plan/Earnamrked Grants.

13. Earmarked/Designated Funds

With the approval of Board of Governors, the Institute has created the following long-term funds as earmarked:

- a. DMI Corpus Investment Fund
- b. DMI Scholar Support Fund

These funds are utilized as per the recommendations of Management Committee of Endowment fund from time to time duly approved by BoG. The balance is invested separately in fixed deposits with banks and other financial institutions. Income from interest on such investment is recognized on accrual basis and is ploughed back and credited to Earmarked Funds.

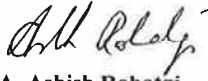
For Development Management Institute Society


Secretary
D.M.I. Society
PATNA

Patna
Date:- 05/07/2019


Manager (F & A)
Development Management Institute
PATNA

For V Rohatgi & Co.
(Chartered Accountants)
FRN No-000980C


CA. Ashish Rohatgi
Partner
M No.401574



SCHEDULE 23 : NOTES FORMING PART OF ACCOUNTS

1 Preparation of Financial Statements

Financial Statements of the Society are represented in shape of Balance Sheet, Income & Expenditure Account and Cash Flow Statement. These have been drawn from Trial Balance prepared on accrual system of accounting incorporating all known Assets and Liabilities as on the date of the close of the Financial Year. The Cash Flow Statements have been prepared from trial balance incorporating gross receipts and gross payments during the year.

2. Grant

- The institute has received a grant of Rs 100.25 crore from Rural Development Dept. Govt. of Bihar for the Financial Year 2018-19. Out of the said grant Rs 5.25 crore is under the head Salary, Rs 45 crore under the head Assets creation and rest Rs 50 crore under the head other than Salary and Assets.
- Out of grant of Rs 50 crore received under the head other than salary and assets, the institute has designated Rs 30 crore towards DMI Corpus Investment Fund to make the total fund balance to the tune of Rs 100 crore.
- During the year the institute has awarded the Scholar support of Rs 1,24,79,000/- to the PDM Participants based on their grade.
- The institute has claimed Rs 1,11,06,000/- from Bihar State Milk Cooperative Federation Ltd (COMFED) towards reimbursement of Scholar Support awarded and amount has been received subsequently and balance Rs 40,08,000/- will be claimed in next F.Y 2019-20.
- Rs. 1,50,84,000/- has been designated towards Scholar Support Fund out of the above grant received.
- The deficit of Rs. 82,03,761.56 as per Income & Expenditure Account has been adjusted from General Fund.

3. Additions to CORPUS Fund:

- The balance brought forward from previous year 2017-18 is Rs. 40,33,60,487/-
- Contribution towards corpus for purchase of fixed assets is Rs. 31,42,815/- during the current year.
- The closing balance of corpus for the Financial Year 2018-19 is Rs. 40,65,03,302/-.

4. Taxation

The Institute is registered U/S 12AA of the Income tax act, 1961 vide Registration No:-AACTD0120E/13/15-16/T-128 and also registered U/s 80G of the Income tax act, 1961 vide Registration No:-AACTD0120E/13/16-17/T-0122/80G. In view of this, no provision for Income tax has been considered necessary.

5. Tax Deducted at Source From:-

Particulars	2018-19	2017-18
a) Interest Income	7,099,337.00	1,202,263.00
b) Consultancy	88,000.00	77,700.00
c) Others	3,265.00	-

6. Expenditure in Foreign Currency

Particulars	2018-19	2017-18
a) Subscription of Software	-	416,000.00

7. Earning in Foreign Currency

Particulars	2018-19	2017-18
a)	-	-

(27)



Secretary
Secretary
D.M.I. Society
PATNA

Manager (F & A)
Manager (F & A)
Development Management Institute
PATNA

8.Capacity & Capability

S.N.	Parameters	Total	Per / Student
a	No of Students	68	0.147058824
b	No of Teachers	10	
c	Collection on Account of Building Fund and Expenditure there of	NIL	NIL
d	Collection for Sports activities and expenditure thereof	NIL	NIL
e	Collection for Co-curricular activities and expenditure thereof	NIL	NIL
f	Collection on account of Development Charges and expenditure thereof	NIL	NIL
g	Collection for Medical Expenses and Expenditure thereof	NIL	NIL
h	Compliance with statutory dues like EPF and ESI	Yes	
i	Salary Structure of Teachers	as per below table	

Salary Structure of Teachers:

S.N.	Name	Designation	Consolidated Pay	Basic Pay (p.m.)	Grade Pay	DA	Perquisite/Allowance
a	Prof. Hemnath Rao H.	Director	-	225,000.00	-	12%	Rent Free Furnished Accomodation
b	Prof. Niraj Kumar	Dean	-	187,700.00	-	12%	Rent Free Furnished Accomodation
c	Prof. Surya Bhushan	Associate Professor	-	152,500.00	-	12%	Rent Free Furnished Accomodation
d	Prof. S Rajeshwaran	Professor	-	159,100.00	-	12%	Rent Free Furnished Accomodation
e	Prof. Gaurav Mishra	Assistant Professor	-	131,400.00	-	12%	Rent Free Furnished Accomodation
f	Prof. Sridhar Telidevara	Associate Professor	-	171,700.00	-	12%	HRA @ 16%
g	Prof. Shankar Purbey	Associate Professor	-	152,500.00	-	12%	Rent Free Furnished Accomodation
h	Prof. Aditi Thakur	Assistant Professor	-	92,600.00	-	12%	HRA @ 16%
i	Prof. Amrita Dhiman	Assistant Professor	-	89,900.00	-	12%	Rent Free Furnished Accomodation
j	Prof. Geetika Varshneya	Assistant Professor	-	84,800.00	-	12%	HRA @ 16%

(28)



[Signature]
Secretary
D.M.I. Society
- PATNA

[Signature]
Manager (F & A)
Development Management Institute
PATNA

9. Related Party Disclosure:

S.N.	Particulars	Remarks
a	Transactions between the educational Institution and the trust and society managing the Educational Institution,	Nil
b	Transactions between the educational Institution and the trustees or the members of the Governing Body of the Educational Institution.	Nil
c	Transactions between the educational institution & the author of the trust or the founder of the institution,	Nil
d	Transactions between the educational institution & the author of the trust or the founder of the institution,	Nil
e	Transactions between the educational institution and the relatives of the trustees, or members of the governing body managing the educational institution or the author of trust or the founder of the Institution,	Nil
f	Transaction between the educational Institution and its key management personnel or the relatives of Key Management Personnel.	Nil

Relatives means " the spouse, son, daughter, brother, sister, father and mother and related spouse who may expected to influence , or influenced by , that individual in his / her dealing with the educational Institution.

Key Management Personnel means " the principal and the person associated with procurement & Finalisation of Goods and Services.

Additional Disclosure of Related Party transaction-If Transaction exist.

S.N.	Particulars	Remarks
(i)	Name of Transacting related party.	Not Applicable
(ii)	A description of relationship between the parties	Not Applicable
(iii)	A description of the nature of transaction.	Not Applicable
(iv)	Volume of the trasactions; either as an amount or as an appropriate proportion.	Not Applicable
(v)	The amounts or appropriate proportions or outstanding items pertaining to related parties at the balance sheet date and provisions of doubtful debts due from such parties at that date; and	Not Applicable
(vi)	Amounts written off or written back in the period in respect of debts due from or to related parties.	Not Applicable

10. Expenditure incurred by the institute for proposed permanent campus at Bihta had been shown earlier under the head ' Capital Work in Progress' has been transferred to Income and Expenditure Account during the year after decision of construction work undertaken by Building construction Department, GoB.

11. AUDIT PARA(S) ON PREVIOUS YEAR FINANCIAL ACCOUNTS:

These have been taken care of while preparing current year financial statements, where required.

- In the opinion of the management, the current assets, loan , advances and deposits have a value on realization in the ordinary course, equal at least to the aggregate amount shown in the Balance Sheet.
- Previous year's figures have been regrouped/rearranged wherever necessary to make them comparable with current year figures.
- Schedule 1 to 23 are annexed to and form integral part of Balance Sheet at 31st March 2019 and the Income & Expenditure account for the year ended on that date.

For Development Management Institute Society


Secretary
D.M.I. Society
PATNA
Patna
Date: - 05/07/2019


Manager (F & A)
Development Management Institute
PATNA

For V Rohatgi & Co.
(Chartered Accountants)
FRN No-000980C

CA. Ashish Rohatgi
Partner
M No.401574



Development Management Institute Society
Second Floor, Udyog Bhawan Campus, East Gandhi Maidan, Patna-800004

Cash Flow Statement for the year ended on 31.03.2019

Particulars	Amount(Rs.)	Amount(Rs.)
Cash Flow from Operating Activities		
Surplus/(deficit) for the year		
Adjustments for the non-operating expenses		
Depreciation	11,319,900.04	
Write Offs	-	
Interest Expense on Loans	-	
(Interest Income)	-	
(Dividend Income)	-	
(Grants relating to assets recognised as income in the Income & Expenditure Account)	-	11,319,900.04
Surplus/(deficit) before changes in the Current Assets/Current Liabilities		11,319,900.04
(Increase)/Decrease in Current Assets		
Less: Increase in Current Assets/ Loan & Advances	-71,381,052.33	-71,381,052.33
Increase/(Decrease) in Current liabilities		
Add : Increase in Current Liabilities	-1,085,940.11	-1,085,940.11
A. Net Cash from Operating Activities		-61,147,092.40
Cash Flow from Investing Activities		
(Purchase)/Sale of fixed assets	(3,142,814.60)	
(Purchase)of investments	(986,174,254.00)	
Interest received	-	
Dividend received	-	
B. Net Cash from Investing Activities		-989,317,068.60

(30)




[Signature]
Secretary
D.M.I. Society
PATNA

[Signature]
Manager (F & A)
Development Management Institute
PATNA


Cash Flow from Financing Activities		
Increase in General Fund	191,796,238.44	
Increase in Corpus	3,142,814.60	
Increase Designated fund	374,131,824.08	
Increase in Restricted fund	471,599,429.87	
Proceeds from long term borrowings	-	
(Repayment of long - term borrowings)	-	
Interest paid on loans	-	
Accrued Int on Investment	-	
C. Net Cash Flow from Financing Activities		1,040,670,306.99
Net Increase in Cash & Cash equivalents during the period (A+B+C)		-9,793,854.01
Net Increase/Decrease in Cash Equivalents		-
Cash and Cash Equivalents at the beginning of the period		-
Cash Balance	-	
Bank Balance	11,940,456.13	11,940,456.13
Cash and Cash Equivalents at the end of the period		2,146,602.12

For Development Management Institute Society

For V Rohatgi & Co.
(Chartered Accountants)
FRN No-000980C


Secretary
D.M.I. Society
PATNA
Patna
Date:- 05/07/2019


Manager (F&A)
Manager (F & A)
Development Management Institute
PATNA


CA. Ashish Rohatgi
Partner
M No.401574




Development Management Institute Society
Second Floor, Udyog Bhawan Campus, East Gandhi Maidan, Patna-800004

Trial Balance as on 31.03.2019

Particulars	Debit (Rs.)	Credit (Rs.)
Unrestricted Fund		
---- Corpus	-	406,503,301.60
----General Fund	-	228,304,297.75
---- Designated/Earmarked Fund	-	1,221,859,517.95
Restricted Fund	-	233,138,245.94
Accumulated Depreciation Fund	-	49,863,917.91
Current Liabilities & Provisions	-	8,477,914.00
Fixed Assets	406,503,301.60	-
Investments		
---- Long - Term	1,030,962,999.00	-
----Short - Term	618,681,685.00	-
Current Assets	2,146,602.12	-
Loans, Advances & Deposits	89,852,607.43	-
TOTAL	2,148,147,195.15	2,148,147,195.15


For Development Management Institute Society


Secretary
D.M.I. Society
PATNA
Secretary
Patna
Date:- 05/07/2019


Manager (F&A)
Development Management Institute
PATNA

In terms of our attached report of even date

For V Rohatgi & Co.
(Chartered Accountants)
FRN No-000980C


CA. Ashish Rohatgi
Partner
M No.401574



(32)

कचरा प्रबंधन से प्रभावित हुई टीम



गांव में ग्रामीणों के साथ मौजूद दिवसी महिलाएं, अमराख संचालक मंडल के बैठक में चर्चा कर रही हैं।

कचरा प्रबंधन से प्रभावित हुई टीम

डीएमआई : कैम्पस विकसित करने के लिए टेंडर प्रक्रिया अंतिम चरण में, एनआईटी व आईटी सिटी के बीच में मिली है जमीन नया कैम्पस 15 एकड़ में बनेगा, चार ब्लॉक होंगे

हिन्दुस्तान एक्सप्रेस

एनआईटी के बगल में है। कैम्पस विकसित करने में यहां भवन बनाने का काम प्रथम स्थिति में है। टेंडर प्रक्रिया अंतिम चरण में है। यहां कुल करीब 15 एकड़ जमीन का काम है। नया कैम्पस 2020 तक पूरा करने का लक्ष्य है।

क्या कहेंगे
एनआईटी के बगल में है। कैम्पस विकसित करने में यहां भवन बनाने का काम प्रथम स्थिति में है। टेंडर प्रक्रिया अंतिम चरण में है। यहां कुल करीब 15 एकड़ जमीन का काम है। नया कैम्पस 2020 तक पूरा करने का लक्ष्य है।

कंप्यूटर्स की इनामसोर्ट प्रोग्राम सेंटर (सीईपी)
एनआईटी के बगल में है। कैम्पस विकसित करने में यहां भवन बनाने का काम प्रथम स्थिति में है। टेंडर प्रक्रिया अंतिम चरण में है। यहां कुल करीब 15 एकड़ जमीन का काम है। नया कैम्पस 2020 तक पूरा करने का लक्ष्य है।

स्टाफ क्वार्टर ब्लॉक
एनआईटी के बगल में है। कैम्पस विकसित करने में यहां भवन बनाने का काम प्रथम स्थिति में है। टेंडर प्रक्रिया अंतिम चरण में है। यहां कुल करीब 15 एकड़ जमीन का काम है। नया कैम्पस 2020 तक पूरा करने का लक्ष्य है।

700 लोगों की उम्मीदें
एनआईटी के बगल में है। कैम्पस विकसित करने में यहां भवन बनाने का काम प्रथम स्थिति में है। टेंडर प्रक्रिया अंतिम चरण में है। यहां कुल करीब 15 एकड़ जमीन का काम है। नया कैम्पस 2020 तक पूरा करने का लक्ष्य है।



विकास के मूल्यांकन को लर्निंग के साथ अनलर्निंग भी जरूरी

विकास प्रबंधन संस्थान के दूसरे दीक्षा समारोह में 24 विद्यार्थियों को

Convocation Ceremony
18 April 2018



मुख्यमंत्री ने इसे प्रदान की श्रेणी
मुख्यमंत्री ने इसे प्रदान की श्रेणी

100% placement for DMI's fourth batch
with an international NGO and gave credit to field components of the course.

Our students pocketed an average monthly salary of Rs 5.21 lakh per annum, an increase of 12.69% from last year. Pre-placement offers indicated a positive growth, and the batch also sought PFPOs from emerging consulting organisations like TechnoServe India and Bill & Melinda Gates Foundation (BMGF), along with the first to be placed

Dainik Bhaskar, Dated:19-04-2018, Page No-8

लोक शिकायत सुनवाई देखते पहुंचे विदेशी

लोक शिकायत सुनवाई देखते पहुंचे विदेशी

लोक शिकायत सुनवाई देखते पहुंचे विदेशी

लोक शिकायत सुनवाई देखते पहुंचे विदेशी

Hindustan, Dated: 25-09-18, Page No-2

कस्तूरबा के नाम पर होंगे नए बुनियादी स्कूल

कस्तूरबा के नाम पर होंगे नए बुनियादी स्कूल

कस्तूरबा के नाम पर होंगे नए बुनियादी स्कूल

कस्तूरबा के नाम पर होंगे नए बुनियादी स्कूल

Dainik Jagran, Dated: 25-09-18, Page No-2

'बहुआयामी प्रयासों से ही गरीबी का समाधान'

'बहुआयामी प्रयासों से ही गरीबी का समाधान'

'बहुआयामी प्रयासों से ही गरीबी का समाधान'

'बहुआयामी प्रयासों से ही गरीबी का समाधान'

Dainik Bhaskar, Dated: 25-01-2019, Page No-03

"To me, development implies growth with justice. This would mean striving for the welfare of all sections and strata of the society, both urban and rural, across all regions..."

“मेरे लिए विकास का तात्पर्य न्याय के साथ विकास से है। इसका अर्थ है समाज के सभी स्तर तथा वर्गों के लिए जो शहरी एवं ग्रामीण अथवा अन्य क्षेत्रों में निवास करती है के हित के लिए प्रयासरत रहना...”

"The country became independent but after independence, we have forgotten Bapu's advice. Since, I am here at the Development Management Institute today, I must remind you all that the paradigm of development that is insensitive to environment and nature, is simply not sustainable..."

“देश स्वतंत्र हुआ परन्तु स्वतंत्रता के उपरान्त हमलोगों ने बापू के सुझाव को विस्मृत कर दिया। आज जब मैं विकास प्रबंधन संस्थान में उपस्थित हूँ, मैं आप सब को यह स्मरण दिलाना चाहता हूँ की विकास का कोई भी प्रारूप/उदाहरण जो हमारे परिवेश तथा प्रकृति के प्रति असंवेदनशील है कभी स्थायी नहीं हो सकता है...”

"Pandit Raj Kumar Shukla Ji persuaded Gandhi Ji to visit Champaran to primarily address the farmers' grievances. Gandhi Ji achieved that as the British bowed down to his demand for redressal of the agrarian crisis in the region. But the concern that Gandhi Ji and Ma Kasturba demonstrated while in Champaran for hygiene and cleanliness; health; and education by setting up the 'Buniyadi Vidyalayas' is a lesson in holistic development for us."

“पंडित राजकुमार शुक्ल जी ने गांधीजी को मुख्यतया किसानों की समस्याओं के निदान के लिए चम्पारण यात्रा के लिए राजी किया था। गाँधी जी अपने प्रयासों में सफल रहे, अंग्रेजी हुकूमत झुकी एवं उनके मांगों के अनुरूप उस क्षेत्र की कृषिगत समस्या के निवारण के लिए तैयार हुई। लेकिन महात्मा गाँधी तथा माँ कस्तूरबा ने अपने चम्पारण प्रवास के दौरान जिस तरह से वहाँ की स्वच्छता, स्वास्थ्य तथा शिक्षा की स्थिति के प्रति अपनी संवेदनशीलता दिखलाई तथा बुनियादी विद्यालय की स्थापना की, वह हमसब के लिए समग्र विकास के प्रति एक महत्वपूर्ण सीख है।”

- **From the Second Convocation Address of the Development Management Institute delivered by Shri Nitish Kumar, Hon'ble Chief Minister of Bihar and President, DMI Society on the 18 April, 2018.**
- श्री नीतीश कुमार, माननीय मुख्यमंत्री, बिहार सह प्रेसीडेंट, विकास प्रबंधन संस्थान समिति द्वारा 18 अप्रैल, 2018 को विकास प्रबंधन संस्थान द्वारा आयोजित द्वितीय दीक्षांत समारोह के अध्यक्षीय उद्घोषण से

"Learning is a lifelong process. But unlearning is also a lifelong process given the furious pace of change around us and unlearning is definitely more complex than learning."

“सीखना (Learning) एक सतत प्रक्रिया है। परन्तु जीवन में परिवर्तन की तीव्र गति को दृष्टिगत रखते हुए सीखी हुई चीजों को (भुला पाना) या उससे मुक्त हो पाना (Unlearning) भी एक जीवन भर चलने वाली लम्बी प्रक्रिया है तथा यह सीखने की तुलना में कहीं ज्यादा जटिल है।”

- **From the address delivered by Dr. Madhav Chavan, Founder, Pratham Education Foundation, at the School Convocation Ceremony of the Development Management Institute on the 18 April, 2018.**
- डॉ० माधव चव्हाण, संस्थापक, प्रथम एजुकेशन फाउंडेशन द्वारा 18 अप्रैल, 2018 को विकास प्रबंधन संस्थान द्वारा आयोजित द्वितीय दीक्षांत समारोह में दिये गये भाषण से उद्धृत



DMI

सुविद्या सुविनियोगात् सुविकासः



Development Management Institute

Transit Campus

Udyog Bhawan (Second Floor), East Gandhi Maidan
Patna – 800 004, Bihar, India
Telephone: +91 612 267 5180, 5284

Registered Office

Development Management Institute
BRLPS, 5th Floor, Bismaun Bhawan,
Gandhi Maidan, Patna – 800 001, Bihar, India

<https://www.dmi.ac.in>